

SUMMARY OF APPROPRIATIONS, ALLOTMENTS, OBLIGATIONS, DISBURSEMENTS AND BALANCES BY OBJECT OF EXPENDITURES
As at the Quarter Ending March 31, 2020

Department : Department of Information and Communications Technology
 Agency : National Privacy Commission
 Operating Unit : < not applicable >
 Organization Code : 37 003 0000000
 Fund Cluster : 01 Regular Agency Fund

X Current Year Appropriations
 Supplemental
 Continuing Appropriations

(e.g. UACS Fund Cluster: 01-Regular Agency Fund, 02-Foreign Assisted Projects Fund, 03-Special Account-Locally Funded/Domestic Grants Fund, and 04-Special Account-Foreign Assisted/Foreign Grants Fund)

| Particulars | UACS CODE | Appropriations | | | Allotments | | | | | Obligations | | | | Disbursements | | | | | Balances | | | | |
|---|------------|---------------------------|--|-------------------------|---------------------|--|-------------|---------------|---------------------|-----------------------------|----------------------------|-----------------------------|----------------------------|------------------|-----------------------------|----------------------------|-----------------------------|----------------------------|------------------|---------------------------|------------------------|------------------------------------|--------------|
| | | Authorized Appropriations | Adjustments (Transfer To/From, Modifications/ Augmentations) | Adjusted Appropriations | Allotments Received | Adjustments (Reductions, Modifications/ Augmentations) | Transfer To | Transfer From | Adjusted Allotments | 1st Quarter Ending March 31 | 2nd Quarter Ending June 30 | 3rd Quarter Ending Sept. 30 | 4th Quarter Ending Dec. 31 | TOTAL | 1st Quarter Ending March 31 | 2nd Quarter Ending June 30 | 3rd Quarter Ending Sept. 30 | 4th Quarter Ending Dec. 31 | TOTAL | Unreleased Appropriations | Unobligated Allotments | Unpaid Obligations (15-20)=(23+24) | |
| 1 | 2 | 3 | 4 | 5=(3+4) | 6 | 7 | 8 | 9 | 10=[(6+(-)7)-8+9] | 11 | 12 | 13 | 14 | 15=(11+12+13+14) | 16 | 17 | 18 | 19 | 20=(16+17+18+19) | 21=(5-10) | 22=(10-15) | 23 | 24 |
| SUMMARY | | 234,688,000.00 | 0.00 | 234,688,000.00 | 234,688,000.00 | 0.00 | 0.00 | 0.00 | 234,688,000.00 | 32,442,325.56 | 0.00 | 0.00 | 0.00 | 32,442,325.56 | 29,256,653.41 | 0.00 | 0.00 | 0.00 | 29,256,653.41 | 0.00 | 202,245,674.44 | 2,013,512.15 | 1,172,160.00 |
| A. AGENCY SPECIFIC BUDGET | | 229,596,000.00 | 0.00 | 229,596,000.00 | 229,596,000.00 | 0.00 | 0.00 | 0.00 | 229,596,000.00 | 30,909,463.93 | 0.00 | 0.00 | 0.00 | 30,909,463.93 | 27,723,791.78 | 0.00 | 0.00 | 0.00 | 27,723,791.78 | 0.00 | 198,666,536.07 | 2,013,512.15 | 1,172,160.00 |
| Personnel Services | | 54,550,000.00 | 0.00 | 54,550,000.00 | 54,550,000.00 | 0.00 | 0.00 | 0.00 | 54,550,000.00 | 17,310,214.82 | 0.00 | 0.00 | 0.00 | 17,310,214.82 | 17,167,418.82 | 0.00 | 0.00 | 0.00 | 17,167,418.82 | 0.00 | 37,239,785.16 | 122,796.00 | 0.00 |
| Salaries and Wages | 5010100000 | 42,432,000.00 | (1,419,764.55) | 41,012,235.45 | 42,432,000.00 | (1,419,764.55) | 0.00 | 0.00 | 41,012,235.45 | 15,568,991.08 | 0.00 | 0.00 | 0.00 | 15,568,991.08 | 15,475,695.08 | 0.00 | 0.00 | 0.00 | 15,475,695.08 | 0.00 | 25,443,244.37 | 93,296.00 | 0.00 |
| Salaries and Wages - Regular | | 42,432,000.00 | (1,419,764.55) | 41,012,235.45 | 42,432,000.00 | (1,419,764.55) | 0.00 | 0.00 | 41,012,235.45 | 15,568,991.08 | 0.00 | 0.00 | 0.00 | 15,568,991.08 | 15,475,695.08 | 0.00 | 0.00 | 0.00 | 15,475,695.08 | 0.00 | 25,443,244.37 | 93,296.00 | 0.00 |
| Basic Salary - Civilian | 5010101001 | 42,432,000.00 | (1,419,764.55) | 41,012,235.45 | 42,432,000.00 | (1,419,764.55) | 0.00 | 0.00 | 41,012,235.45 | 15,568,991.08 | 0.00 | 0.00 | 0.00 | 15,568,991.08 | 15,475,695.08 | 0.00 | 0.00 | 0.00 | 15,475,695.08 | 0.00 | 25,443,244.37 | 93,296.00 | 0.00 |
| Other Compensation | 5010200000 | 11,532,000.00 | 1,389,251.00 | 12,921,251.00 | 11,532,000.00 | 1,389,251.00 | 0.00 | 0.00 | 12,921,251.00 | 1,544,165.15 | 0.00 | 0.00 | 0.00 | 1,544,165.15 | 1,531,165.15 | 0.00 | 0.00 | 0.00 | 1,531,165.15 | 0.00 | 25,443,244.37 | 93,296.00 | 0.00 |
| Personal Economic Relief Allowance (PERA) | | 1,416,000.00 | (50,000.00) | 1,366,000.00 | 1,416,000.00 | (50,000.00) | 0.00 | 0.00 | 1,366,000.00 | 542,415.15 | 0.00 | 0.00 | 0.00 | 542,415.15 | 539,415.15 | 0.00 | 0.00 | 0.00 | 539,415.15 | 0.00 | 823,584.85 | 3,000.00 | 0.00 |
| PERA - Civilian | 5010201001 | 1,416,000.00 | (50,000.00) | 1,366,000.00 | 1,416,000.00 | (50,000.00) | 0.00 | 0.00 | 1,366,000.00 | 542,415.15 | 0.00 | 0.00 | 0.00 | 542,415.15 | 539,415.15 | 0.00 | 0.00 | 0.00 | 539,415.15 | 0.00 | 823,584.85 | 3,000.00 | 0.00 |
| Representation Allowance (RA) | 5010202000 | 1,050,000.00 | 129,000.00 | 1,179,000.00 | 1,050,000.00 | 129,000.00 | 0.00 | 0.00 | 1,179,000.00 | 413,500.00 | 0.00 | 0.00 | 0.00 | 413,500.00 | 408,500.00 | 0.00 | 0.00 | 0.00 | 408,500.00 | 0.00 | 785,500.00 | 5,000.00 | 0.00 |
| Transportation Allowance (TA) | 5010203001 | 1,050,000.00 | 84,000.00 | 1,134,000.00 | 1,050,000.00 | 84,000.00 | 0.00 | 0.00 | 1,134,000.00 | 216,250.00 | 0.00 | 0.00 | 0.00 | 216,250.00 | 211,250.00 | 0.00 | 0.00 | 0.00 | 211,250.00 | 0.00 | 917,750.00 | 5,000.00 | 0.00 |
| Clothing/Uniform Allowance | | 354,000.00 | 78,000.00 | 432,000.00 | 354,000.00 | 78,000.00 | 0.00 | 0.00 | 432,000.00 | 372,000.00 | 0.00 | 0.00 | 0.00 | 372,000.00 | 372,000.00 | 0.00 | 0.00 | 0.00 | 372,000.00 | 0.00 | 60,000.00 | 0.00 | 0.00 |
| Clothing/Uniform Allowance - Civilian | 5010204001 | 354,000.00 | 78,000.00 | 432,000.00 | 354,000.00 | 78,000.00 | 0.00 | 0.00 | 432,000.00 | 372,000.00 | 0.00 | 0.00 | 0.00 | 372,000.00 | 372,000.00 | 0.00 | 0.00 | 0.00 | 372,000.00 | 0.00 | 60,000.00 | 0.00 | 0.00 |
| Year End Bonus | | 3,536,000.00 | 0.00 | 3,536,000.00 | 3,536,000.00 | 0.00 | 0.00 | 0.00 | 3,536,000.00 | 0.00 | 0.00 | 0.00 | 0.00 | 0.00 | 0.00 | 0.00 | 0.00 | 0.00 | 0.00 | 0.00 | 3,536,000.00 | 0.00 | 0.00 |
| Bonus - Civilian | 5010214001 | 3,536,000.00 | 0.00 | 3,536,000.00 | 3,536,000.00 | 0.00 | 0.00 | 0.00 | 3,536,000.00 | 0.00 | 0.00 | 0.00 | 0.00 | 0.00 | 0.00 | 0.00 | 0.00 | 0.00 | 0.00 | 0.00 | 3,536,000.00 | 0.00 | 0.00 |
| Cash Gift | | 295,000.00 | 0.00 | 295,000.00 | 295,000.00 | 0.00 | 0.00 | 0.00 | 295,000.00 | 0.00 | 0.00 | 0.00 | 0.00 | 0.00 | 0.00 | 0.00 | 0.00 | 0.00 | 0.00 | 0.00 | 295,000.00 | 0.00 | 0.00 |
| Cash Gift - Civilian | 5010215001 | 295,000.00 | 0.00 | 295,000.00 | 295,000.00 | 0.00 | 0.00 | 0.00 | 295,000.00 | 0.00 | 0.00 | 0.00 | 0.00 | 0.00 | 0.00 | 0.00 | 0.00 | 0.00 | 0.00 | 0.00 | 295,000.00 | 0.00 | 0.00 |
| Other Bonuses and Allowances | | 3,831,000.00 | 1,148,251.00 | 4,979,251.00 | 3,831,000.00 | 1,148,251.00 | 0.00 | 0.00 | 4,979,251.00 | 0.00 | 0.00 | 0.00 | 0.00 | 0.00 | 0.00 | 0.00 | 0.00 | 0.00 | 0.00 | 0.00 | 295,000.00 | 0.00 | 0.00 |
| Productivity Enhancement Incentive - Civilian | 5010299012 | 295,000.00 | 0.00 | 295,000.00 | 295,000.00 | 0.00 | 0.00 | 0.00 | 295,000.00 | 0.00 | 0.00 | 0.00 | 0.00 | 0.00 | 0.00 | 0.00 | 0.00 | 0.00 | 0.00 | 0.00 | 295,000.00 | 0.00 | 0.00 |
| Mid-Year Bonus - Civilian | 5010299036 | 3,536,000.00 | 1,148,251.00 | 4,684,251.00 | 3,536,000.00 | 1,148,251.00 | 0.00 | 0.00 | 4,684,251.00 | 0.00 | 0.00 | 0.00 | 0.00 | 0.00 | 0.00 | 0.00 | 0.00 | 0.00 | 0.00 | 0.00 | 4,979,251.00 | 0.00 | 0.00 |
| Personnel Benefit Contributions | 5010300000 | 479,000.00 | 30,513.55 | 509,513.55 | 479,000.00 | 30,513.55 | 0.00 | 0.00 | 509,513.55 | 197,058.59 | 0.00 | 0.00 | 0.00 | 197,058.59 | 180,558.59 | 0.00 | 0.00 | 0.00 | 180,558.59 | 0.00 | 312,454.96 | 16,500.00 | 0.00 |
| Pag-IBIG Contributions | | 70,000.00 | 0.00 | 70,000.00 | 70,000.00 | 0.00 | 0.00 | 0.00 | 70,000.00 | 23,200.00 | 0.00 | 0.00 | 0.00 | 23,200.00 | 6,700.00 | 0.00 | 0.00 | 0.00 | 6,700.00 | 0.00 | 46,800.00 | 16,500.00 | 0.00 |
| Pag-IBIG - Civilian | 5010302001 | 70,000.00 | 0.00 | 70,000.00 | 70,000.00 | 0.00 | 0.00 | 0.00 | 70,000.00 | 23,200.00 | 0.00 | 0.00 | 0.00 | 23,200.00 | 6,700.00 | 0.00 | 0.00 | 0.00 | 6,700.00 | 0.00 | 46,800.00 | 16,500.00 | 0.00 |
| Phil-Health Contributions | | 339,000.00 | 30,513.55 | 369,513.55 | 339,000.00 | 30,513.55 | 0.00 | 0.00 | 369,513.55 | 149,958.59 | 0.00 | 0.00 | 0.00 | 149,958.59 | 149,958.59 | 0.00 | 0.00 | 0.00 | 149,958.59 | 0.00 | 219,554.96 | 0.00 | 0.00 |
| Phil-Health - Civilian | 5010303001 | 339,000.00 | 30,513.55 | 369,513.55 | 339,000.00 | 30,513.55 | 0.00 | 0.00 | 369,513.55 | 149,958.59 | 0.00 | 0.00 | 0.00 | 149,958.59 | 149,958.59 | 0.00 | 0.00 | 0.00 | 149,958.59 | 0.00 | 219,554.96 | 0.00 | 0.00 |
| Employees Compensation Insurance Premiums | | 70,000.00 | 0.00 | 70,000.00 | 70,000.00 | 0.00 | 0.00 | 0.00 | 70,000.00 | 23,900.00 | 0.00 | 0.00 | 0.00 | 23,900.00 | 23,900.00 | 0.00 | 0.00 | 0.00 | 23,900.00 | 0.00 | 46,100.00 | 0.00 | 0.00 |
| ECIP - Civilian | 5010304001 | 70,000.00 | 0.00 | 70,000.00 | 70,000.00 | 0.00 | 0.00 | 0.00 | 70,000.00 | 23,900.00 | 0.00 | 0.00 | 0.00 | 23,900.00 | 23,900.00 | 0.00 | 0.00 | 0.00 | 23,900.00 | 0.00 | 46,100.00 | 0.00 | 0.00 |

This report was generated using the Unified Reporting System on 30/04/2020 19:35 version FAR1A.1.3 , Status : SUBMITTED

Department : Department of Information and Communications Technology
Agency : National Privacy Commission
Operating Unit : < not applicable >
Organization Code : 37 003 0000000
Fund Cluster : 01 Regular Agency Fund

(e.g. UACS Fund Cluster: 01-Regular Agency Fund, 02-Foreign Assisted Projects Fund, 03-Special Account-Locally Funded/Domestic Grants Fund, and 04-Special Account-Foreign Assisted/Foreign Grants Fund)

| | |
|---|-----------------------------|
| X | Current Year Appropriations |
| | Supplemental |
| | Continuing Appropriations |

| Particulars | UACS CODE | Appropriations | | | | Allotments | | | Obligations | | | | | Disbursements | | | | | Balances | | | | | | | |
|--|-----------|---------------------------|--|-------------------------|---------------------|--|-------------|----------------|---------------------|-----------------------------|----------------------------|-----------------------------|----------------------------|---------------|-----------------------------|----------------------------|-----------------------------|----------------------------|----------|---------------------------|------------------------|------------------------------------|--------------|------|------|------|
| | | Authorized Appropriations | Adjustments (Transfer To/From, Modifications/ Augmentations) | Adjusted Appropriations | Allotments Received | Adjustments (Reductions, Modifications/ Augmentations) | Transfer To | Transfer From | Adjusted Allotments | 1st Quarter Ending March 31 | 2nd Quarter Ending June 30 | 3rd Quarter Ending Sept. 30 | 4th Quarter Ending Dec. 31 | TOTAL | 1st Quarter Ending March 31 | 2nd Quarter Ending June 30 | 3rd Quarter Ending Sept. 30 | 4th Quarter Ending Dec. 31 | TOTAL | Unreleased Appropriations | Unobligated Allotments | Unpaid Obligations (15-20)=(23+24) | | | | |
| | | | | | | | | | | | | | | | | | | | | | | 10=[6+(-)7]-8+9 | 11 | 12 | 13 | 14 |
| Other Personnel Benefits | 501040000 | 107,000.00 | 0.00 | 107,000.00 | 107,000.00 | 0.00 | 0.00 | 107,000.00 | 0.00 | 0.00 | 0.00 | 0.00 | 0.00 | 0.00 | 0.00 | 0.00 | 0.00 | 0.00 | 0.00 | 0.00 | 107,000.00 | 0.00 | 0.00 | 0.00 | 0.00 | |
| Other Personnel Benefits | | 107,000.00 | 0.00 | 107,000.00 | 107,000.00 | 0.00 | 0.00 | 107,000.00 | 0.00 | 0.00 | 0.00 | 0.00 | 0.00 | 0.00 | 0.00 | 0.00 | 0.00 | 0.00 | 0.00 | 0.00 | 0.00 | 107,000.00 | 0.00 | 0.00 | 0.00 | 0.00 |
| Lump-sum for Step Increments - Length of Service | 501049010 | 107,000.00 | 0.00 | 107,000.00 | 107,000.00 | 0.00 | 0.00 | 107,000.00 | 0.00 | 0.00 | 0.00 | 0.00 | 0.00 | 0.00 | 0.00 | 0.00 | 0.00 | 0.00 | 0.00 | 0.00 | 0.00 | 107,000.00 | 0.00 | 0.00 | 0.00 | 0.00 |
| Maintenance and Other Operating Expenses | | 170,406,000.00 | 0.00 | 170,406,000.00 | 170,406,000.00 | 0.00 | 0.00 | 170,406,000.00 | 0.00 | 0.00 | 0.00 | 0.00 | 0.00 | 0.00 | 0.00 | 0.00 | 0.00 | 0.00 | 0.00 | 0.00 | 0.00 | 170,406,000.00 | 0.00 | 0.00 | 0.00 | 0.00 |
| Traveling Expenses | 502010000 | 11,700,000.00 | 3,524,200.00 | 15,224,200.00 | 11,700,000.00 | 3,524,200.00 | 0.00 | 15,224,200.00 | 1,911.00 | 0.00 | 0.00 | 0.00 | 8,959,249.11 | 5,896,372.96 | 0.00 | 0.00 | 0.00 | 5,896,372.96 | 0.00 | 0.00 | 161,446,750.89 | 1,990,716.15 | 1,172,160.00 | 0.00 | 0.00 | |
| Traveling Expenses - Local | 502010100 | 3,050,000.00 | 2,254,200.00 | 5,304,200.00 | 3,050,000.00 | 2,254,200.00 | 0.00 | 5,304,200.00 | 1,911.00 | 0.00 | 0.00 | 0.00 | 1,911.00 | 1,911.00 | 0.00 | 0.00 | 0.00 | 1,911.00 | 0.00 | 0.00 | 15,222,269.00 | 0.00 | 0.00 | 0.00 | 0.00 | |
| Traveling Expenses - Foreign | 502010200 | 8,650,000.00 | 1,270,000.00 | 9,920,000.00 | 8,650,000.00 | 1,270,000.00 | 0.00 | 9,920,000.00 | 0.00 | 0.00 | 0.00 | 0.00 | 0.00 | 0.00 | 0.00 | 0.00 | 0.00 | 0.00 | 0.00 | 0.00 | 0.00 | 0.00 | 0.00 | 0.00 | 0.00 | |
| Training and Scholarship Expenses | 502020000 | 12,150,000.00 | 2,260,000.00 | 14,410,000.00 | 12,150,000.00 | 2,260,000.00 | 0.00 | 14,410,000.00 | 2,527,676.68 | 0.00 | 0.00 | 0.00 | 2,527,676.68 | 57,476.68 | 0.00 | 0.00 | 0.00 | 57,476.68 | 0.00 | 0.00 | 11,882,323.32 | 1,298,040.00 | 1,172,160.00 | 0.00 | 0.00 | |
| Training Expenses | 502021002 | 12,150,000.00 | 2,260,000.00 | 14,410,000.00 | 12,150,000.00 | 2,260,000.00 | 0.00 | 14,410,000.00 | 2,527,676.68 | 0.00 | 0.00 | 0.00 | 2,527,676.68 | 57,476.68 | 0.00 | 0.00 | 0.00 | 57,476.68 | 0.00 | 0.00 | 11,882,323.32 | 1,298,040.00 | 1,172,160.00 | 0.00 | 0.00 | |
| Supplies and Materials Expenses | 502030000 | 14,850,000.00 | (5,234,492.17) | 9,615,507.83 | 14,850,000.00 | (5,234,492.17) | 0.00 | 9,615,507.83 | 460,822.61 | 0.00 | 0.00 | 0.00 | 460,822.61 | 170,357.61 | 0.00 | 0.00 | 0.00 | 170,357.61 | 0.00 | 0.00 | 9,154,685.22 | 290,465.00 | 0.00 | 0.00 | 0.00 | |
| Office Supplies Expenses | 502030102 | 10,473,000.00 | (8,026,952.17) | 2,446,047.83 | 10,473,000.00 | (8,026,952.17) | 0.00 | 2,446,047.83 | 0.00 | 0.00 | 0.00 | 0.00 | 0.00 | 0.00 | 0.00 | 0.00 | 0.00 | 0.00 | 0.00 | 0.00 | 2,446,047.83 | 0.00 | 0.00 | 0.00 | 0.00 | |
| Accountable Forms Expenses | 502030200 | 5,000.00 | 0.00 | 5,000.00 | 5,000.00 | 0.00 | 0.00 | 5,000.00 | 0.00 | 0.00 | 0.00 | 0.00 | 0.00 | 0.00 | 0.00 | 0.00 | 0.00 | 0.00 | 0.00 | 0.00 | 5,000.00 | 0.00 | 0.00 | 0.00 | 0.00 | |
| Fuel, Oil and Lubricants Expenses | 502030900 | 1,865,000.00 | 0.00 | 1,865,000.00 | 1,865,000.00 | 0.00 | 0.00 | 1,865,000.00 | 118,967.61 | 0.00 | 0.00 | 0.00 | 118,967.61 | 0.00 | 0.00 | 0.00 | 0.00 | 0.00 | 0.00 | 0.00 | 5,000.00 | 0.00 | 0.00 | 0.00 | 0.00 | |
| Semi-Expendable Machinery and Equipment Expenses | 502032100 | 650,000.00 | (200,000.00) | 450,000.00 | 650,000.00 | (200,000.00) | 0.00 | 450,000.00 | 0.00 | 0.00 | 0.00 | 0.00 | 0.00 | 0.00 | 0.00 | 0.00 | 0.00 | 0.00 | 0.00 | 0.00 | 450,000.00 | 0.00 | 0.00 | 0.00 | 0.00 | |
| Information and Communications Technology Equipment | 502032103 | 607,000.00 | 0.00 | 607,000.00 | 607,000.00 | 0.00 | 0.00 | 607,000.00 | 0.00 | 0.00 | 0.00 | 0.00 | 0.00 | 0.00 | 0.00 | 0.00 | 0.00 | 0.00 | 0.00 | 0.00 | 450,000.00 | 0.00 | 0.00 | 0.00 | 0.00 | |
| Semi-Expendable Furniture, Fixtures and Books Expenses | 502032200 | 250,000.00 | (50,000.00) | 200,000.00 | 250,000.00 | (50,000.00) | 0.00 | 200,000.00 | 0.00 | 0.00 | 0.00 | 0.00 | 0.00 | 0.00 | 0.00 | 0.00 | 0.00 | 0.00 | 0.00 | 0.00 | 607,000.00 | 0.00 | 0.00 | 0.00 | 0.00 | |
| Other Supplies and Materials Expenses | 502039000 | 1,000,000.00 | 3,042,460.00 | 4,042,460.00 | 1,000,000.00 | 3,042,460.00 | 0.00 | 4,042,460.00 | 341,865.00 | 0.00 | 0.00 | 0.00 | 341,865.00 | 51,400.00 | 0.00 | 0.00 | 0.00 | 51,400.00 | 0.00 | 0.00 | 3,700,595.00 | 290,465.00 | 0.00 | 0.00 | 0.00 | |
| Utility Expenses | 502040000 | 9,482,000.00 | 0.00 | 9,482,000.00 | 9,482,000.00 | 0.00 | 0.00 | 9,482,000.00 | 0.00 | 0.00 | 0.00 | 0.00 | 0.00 | 0.00 | 0.00 | 0.00 | 0.00 | 0.00 | 0.00 | 0.00 | 0.00 | 0.00 | 0.00 | 0.00 | 0.00 | |
| Water Expenses | 502040100 | 382,000.00 | 0.00 | 382,000.00 | 382,000.00 | 0.00 | 0.00 | 382,000.00 | 0.00 | 0.00 | 0.00 | 0.00 | 0.00 | 0.00 | 0.00 | 0.00 | 0.00 | 0.00 | 0.00 | 0.00 | 0.00 | 0.00 | 0.00 | 0.00 | 0.00 | |
| Electricity Expenses | 502040200 | 9,100,000.00 | 0.00 | 9,100,000.00 | 9,100,000.00 | 0.00 | 0.00 | 9,100,000.00 | 0.00 | 0.00 | 0.00 | 0.00 | 0.00 | 0.00 | 0.00 | 0.00 | 0.00 | 0.00 | 0.00 | 0.00 | 0.00 | 0.00 | 0.00 | 0.00 | 0.00 | |
| Communication Expenses | 502050000 | 2,220,000.00 | 0.00 | 2,220,000.00 | 2,220,000.00 | 0.00 | 0.00 | 2,220,000.00 | 0.00 | 0.00 | 0.00 | 0.00 | 0.00 | 0.00 | 0.00 | 0.00 | 0.00 | 0.00 | 0.00 | 0.00 | 0.00 | 0.00 | 0.00 | 0.00 | 0.00 | |
| Postage and Courier Services | 502050100 | 300,000.00 | 0.00 | 300,000.00 | 300,000.00 | 0.00 | 0.00 | 300,000.00 | 223,231.00 | 0.00 | 0.00 | 0.00 | 223,231.00 | 0.00 | 0.00 | 0.00 | 0.00 | 0.00 | 0.00 | 0.00 | 0.00 | 0.00 | 0.00 | 0.00 | 0.00 | |
| Telephone Expenses | | 1,330,000.00 | 0.00 | 1,330,000.00 | 1,330,000.00 | 0.00 | 0.00 | 1,330,000.00 | 0.00 | 0.00 | 0.00 | 0.00 | 0.00 | 0.00 | 0.00 | 0.00 | 0.00 | 0.00 | 0.00 | 0.00 | 0.00 | 0.00 | 0.00 | 0.00 | 0.00 | |
| Mobile | 502050201 | 645,000.00 | 0.00 | 645,000.00 | 645,000.00 | 0.00 | 0.00 | 645,000.00 | 164,350.00 | 0.00 | 0.00 | 0.00 | 164,350.00 | 0.00 | 0.00 | 0.00 | 0.00 | 0.00 | 0.00 | 0.00 | 0.00 | 0.00 | 0.00 | 0.00 | 0.00 | |
| Landline | 502050202 | 685,000.00 | 0.00 | 685,000.00 | 685,000.00 | 0.00 | 0.00 | 685,000.00 | 0.00 | 0.00 | 0.00 | 0.00 | 0.00 | 0.00 | 0.00 | 0.00 | 0.00 | 0.00 | 0.00 | 0.00 | 0.00 | 0.00 | 0.00 | 0.00 | 0.00 | |
| Internet Subscription Expenses | 502050300 | 500,000.00 | 0.00 | 500,000.00 | 500,000.00 | 0.00 | 0.00 | 500,000.00 | 0.00 | 0.00 | 0.00 | 0.00 | 0.00 | 0.00 | 0.00 | 0.00 | 0.00 | 0.00 | 0.00 | 0.00 | 0.00 | 0.00 | 0.00 | 0.00 | 0.00 | |
| Cable, Satellite, Telegraph and Radio Expenses | 502050400 | 90,000.00 | 0.00 | 90,000.00 | 90,000.00 | 0.00 | 0.00 | 90,000.00 | 0.00 | 0.00 | 0.00 | 0.00 | 0.00 | 0.00 | 0.00 | 0.00 | 0.00 | 0.00 | 0.00 | 0.00 | 0.00 | 0.00 | 0.00 | 0.00 | 0.00 | |
| Awards/Rewards and Prizes | 502060000 | 50,000.00 | 0.00 | 50,000.00 | 50,000.00 | 0.00 | 0.00 | 50,000.00 | 0.00 | 0.00 | 0.00 | 0.00 | 0.00 | 0.00 | 0.00 | 0.00 | 0.00 | 0.00 | 0.00 | 0.00 | 0.00 | 0.00 | 0.00 | 0.00 | 0.00 | |
| Prizes | 502060000 | 50,000.00 | 0.00 | 50,000.00 | 50,000.00 | 0.00 | 0.00 | 50,000.00 | 0.00 | 0.00 | 0.00 | 0.00 | 0.00 | 0.00 | 0.00 | 0.00 | 0.00 | 0.00 | 0.00 | 0.00 | 0.00 | 0.00 | 0.00 | 0.00 | 0.00 | |
| Survey, Research, Exploration and Development | 502070000 | 2,500,000.00 | 0.00 | 2,500,000.00 | 2,500,000.00 | 0.00 | 0.00 | 2,500,000.00 | 0.00 | 0.00 | 0.00 | 0.00 | 0.00 | 0.00 | 0.00 | 0.00 | 0.00 | 0.00 | 0.00 | 0.00 | 0.00 | 0.00 | 0.00 | 0.00 | 0.00 | |

This report was generated using the Unified Reporting System on 30/04/2020 19:36 version: FARIA.1.3 ; Status : SUBMITTED


almas


Department : Department of Information and Communications Technology
 Agency : National Privacy Commission
 Operating Unit : < not applicable >
 Organization Code : 37 003 0000000
 Fund Cluster : 01 Regular Agency Fund

| | |
|---|-----------------------------|
| X | Current Year Appropriations |
| | Supplemental |
| | Continuing Appropriations |


(e.g. UACS Fund Cluster: 01-Regular Agency Fund, 02-Foreign Assisted Projects Fund, 03-Special Account-Locally Funded/Domestic Grants Fund, and 04-Special Account-Foreign Assisted/Foreign Grants Fund)

| Particulars | UACS CODE | Appropriations | | | | Allotments | | | | Obligations | | | | | Disbursements | | | | | Balances | | | | | |
|---|------------|---------------------------|--|-------------------------|---------------------|--|-------------|---------------|---------------------|-----------------------------|----------------------------|-----------------------------|----------------------------|------------------|-----------------------------|----------------------------|-----------------------------|----------------------------|------------------|---------------------------|------------------------|------------------------------------|--------------|--------------|------|
| | | Authorized Appropriations | Adjustments (Transfer To/From, Modifications/ Augmentations) | Adjusted Appropriations | Allotments Received | Adjustments (Reductions, Modifications/ Augmentations) | Transfer To | Transfer From | Adjusted Allotments | 1st Quarter Ending March 31 | 2nd Quarter Ending June 30 | 3rd Quarter Ending Sept. 30 | 4th Quarter Ending Dec. 31 | TOTAL | 1st Quarter Ending March 31 | 2nd Quarter Ending June 30 | 3rd Quarter Ending Sept. 30 | 4th Quarter Ending Dec. 31 | TOTAL | Unreleased Appropriations | Unobligated Allotments | Unpaid Obligations (15-20)=(23+24) | | | |
| | | 3 | 4 | 5=(3+4) | 6 | 7 | 8 | 9 | 10=[(6+(-)7)-8+9] | 11 | 12 | 13 | 14 | 15=(11+12+13+14) | 16 | 17 | 18 | 19 | 20=(16+17+18+19) | 21=(5-10) | 22=(10-15) | 23 | 24 | | |
| Subscription Expenses | | 15,926,000.00 | 0.00 | 15,926,000.00 | 15,926,000.00 | 0.00 | 0.00 | 0.00 | 15,926,000.00 | 0.00 | 0.00 | 0.00 | 0.00 | 0.00 | 0.00 | 0.00 | 0.00 | 0.00 | 0.00 | 0.00 | 0.00 | 15,926,000.00 | 0.00 | 0.00 | 0.00 |
| ICT Software Subscription | 5029907001 | 13,526,000.00 | 0.00 | 13,526,000.00 | 13,526,000.00 | 0.00 | 0.00 | 0.00 | 13,526,000.00 | 0.00 | 0.00 | 0.00 | 0.00 | 0.00 | 0.00 | 0.00 | 0.00 | 0.00 | 0.00 | 0.00 | 0.00 | 13,526,000.00 | 0.00 | 0.00 | 0.00 |
| Cloud Computing Service | 5029907003 | 2,200,000.00 | 0.00 | 2,200,000.00 | 2,200,000.00 | 0.00 | 0.00 | 0.00 | 2,200,000.00 | 0.00 | 0.00 | 0.00 | 0.00 | 0.00 | 0.00 | 0.00 | 0.00 | 0.00 | 0.00 | 0.00 | 0.00 | 2,200,000.00 | 0.00 | 0.00 | 0.00 |
| Library and Other Reading Materials Subscription Expenses | 5029907004 | 200,000.00 | 0.00 | 200,000.00 | 200,000.00 | 0.00 | 0.00 | 0.00 | 200,000.00 | 0.00 | 0.00 | 0.00 | 0.00 | 0.00 | 0.00 | 0.00 | 0.00 | 0.00 | 0.00 | 0.00 | 0.00 | 200,000.00 | 0.00 | 0.00 | 0.00 |
| Other Maintenance and Operating Expenses | 5029999099 | 200,000.00 | 0.00 | 200,000.00 | 200,000.00 | 0.00 | 0.00 | 0.00 | 200,000.00 | 0.00 | 0.00 | 0.00 | 0.00 | 0.00 | 0.00 | 0.00 | 0.00 | 0.00 | 0.00 | 0.00 | 0.00 | 200,000.00 | 0.00 | 0.00 | 0.00 |
| Capital Outlays | | 4,640,000.00 | 0.00 | 4,640,000.00 | 4,640,000.00 | 0.00 | 0.00 | 0.00 | 4,640,000.00 | 41,148.25 | 0.00 | 0.00 | 0.00 | 41,148.25 | 40,744.00 | 0.00 | 0.00 | 0.00 | 40,744.00 | 0.00 | 0.00 | 158,851.75 | 404.25 | 0.00 | 0.00 |
| Property, Plant and Equipment Outlay | 5060400000 | 4,640,000.00 | 0.00 | 4,640,000.00 | 4,640,000.00 | 0.00 | 0.00 | 0.00 | 4,640,000.00 | 4,640,000.00 | 0.00 | 0.00 | 0.00 | 4,640,000.00 | 4,640,000.00 | 0.00 | 0.00 | 0.00 | 4,640,000.00 | 0.00 | 0.00 | 0.00 | 0.00 | 0.00 | 0.00 |
| Machinery and Equipment Outlay | | 4,640,000.00 | 0.00 | 4,640,000.00 | 4,640,000.00 | 0.00 | 0.00 | 0.00 | 4,640,000.00 | 4,640,000.00 | 0.00 | 0.00 | 0.00 | 4,640,000.00 | 4,640,000.00 | 0.00 | 0.00 | 0.00 | 4,640,000.00 | 0.00 | 0.00 | 0.00 | 0.00 | 0.00 | 0.00 |
| Information and Communication Technology Equipment | 5060405003 | 4,640,000.00 | 0.00 | 4,640,000.00 | 4,640,000.00 | 0.00 | 0.00 | 0.00 | 4,640,000.00 | 4,640,000.00 | 0.00 | 0.00 | 0.00 | 4,640,000.00 | 4,640,000.00 | 0.00 | 0.00 | 0.00 | 4,640,000.00 | 0.00 | 0.00 | 0.00 | 0.00 | 0.00 | 0.00 |
| B. AUTOMATIC APPROPRIATIONS | | 5,092,000.00 | 0.00 | 5,092,000.00 | 5,092,000.00 | 0.00 | 0.00 | 0.00 | 5,092,000.00 | 4,640,000.00 | 0.00 | 0.00 | 0.00 | 4,640,000.00 | 4,640,000.00 | 0.00 | 0.00 | 0.00 | 4,640,000.00 | 0.00 | 0.00 | 0.00 | 0.00 | 0.00 | 0.00 |
| Retirement and Life Insurance Premiums | | 5,092,000.00 | 0.00 | 5,092,000.00 | 5,092,000.00 | 0.00 | 0.00 | 0.00 | 5,092,000.00 | 1,532,861.63 | 0.00 | 0.00 | 0.00 | 1,532,861.63 | 1,532,861.63 | 0.00 | 0.00 | 0.00 | 1,532,861.63 | 0.00 | 0.00 | 3,559,138.37 | 0.00 | 0.00 | 0.00 |
| GRAND TOTAL | | 234,688,000.00 | 0.00 | 234,688,000.00 | 234,688,000.00 | 0.00 | 0.00 | 0.00 | 234,688,000.00 | 32,442,325.56 | 0.00 | 0.00 | 0.00 | 32,442,325.56 | 29,256,653.41 | 0.00 | 0.00 | 0.00 | 29,256,653.41 | 0.00 | 0.00 | 202,245,674.44 | 2,013,812.15 | 1,172,160.00 | 0.00 |

Certified Correct: 
 KRISTEL B. CASINO
 BUDGET OFFICER III (DESIGNATED)
 Date: 2020-04-30 19:04:52.0

Certified Correct: 
 TEODORO C. LORENZO
 ACCOUNTANT III
 Date: 2020-04-30 19:04:52.0

Recommending Approval: 
 MARIA DELIA S. PRESQUITO
 OIC-DIRECTOR IV, FAO
 Date: 2020-04-30 19:24:

Approved By: 
 BAYMUND E. LIBORO
 PRIVACY COMMISSIONER
 Date: 2020-04-30 19:28: