



Republic of the Philippines
NATIONAL PRIVACY COMMISSION

Government Accountancy Office
Office of the Director
By: *pin*
Date: 14 FEB 2020

February 14, 2020

The Assistant Commissioner
Government Accounting Sector (GAS)
Commission on Audit
Commonwealth Ave., Quezon City



Dear Sir/Madam:

In compliance with Government Accounting and FMIS Circular Letter No. 2007-001 dated January 19, 2007, we are submitting herewith as attached the Annual Financial Reports of NATIONAL PRIVACY COMMISSION for FY 2019 as follows:

1. Pre-Closing Trial Balance as of December 31, 2019
2. Post-Closing Trial Balance as of December 31, 2019
3. Statement of Management Responsibility
4. Detailed and Condensed Comparative Statement of Financial Performance for the Fiscal Year Ended December 31, 2019
5. Detailed and Condensed Comparative Statement of Financial Position as of December 31, 2019
6. Comparative Statement of Changes in Net Assets/Equity as of December 31, 2019
7. Comparative Statement of Cash Flows for the Fiscal Year Ended December 31, 2019
8. Statement of Comparison of Budget and Actual Amount for the Fiscal Year Ended December 31, 2019
9. Notes to Financial Statements for the Year Ended December 31, 2019
10. Schedule / Ageing of Cash Advances as of December 31, 2019

Please acknowledge receipt.

Thank you.

Very truly yours,

T. Lorenzo
TEODULO C. LORENZO
Accountant III

Noted by:

Maria Delia S. Presquito
MARIA DELIA S. PRESQUITO
OIC-Director IV, FAO

cc: Auditor Anniesahara L. Guiling
Audit Team Leader, COA-NPC

NATIONAL PRIVACY COMMISSION
PRE - CLOSING TRIAL BALANCE
As of December 31, 2019


ACCOUNT TITLE	REF.	ACCT. CODE	BALANCES	
			DR	CR
Petty Cash	GL	10101020	180,000.00	
Cash - Treasury/Agency Deposit, Regular	GL	10104010	510,655.79	
Cash - Treasury/Agency Deposit, Trust	GL	10104030	305,500.00	
Cash - Modified Disbursement System (MDS), Regular	GL	10104040	24,809,556.05	
Due from NGAs	GL	10303010	15,954,074.04	
Due from Officers and Employees	GL	10305020	43,447.62	
Other Receivables	GL	10305990	2,344.75	
Office Supplies Inventory	GL	10404010	472,995.67	
Other Supplies and Materials Inventory	GL	10404990	3,174,487.18	
Semi-Expendable Office Equipment	GL	10405020	941,467.15	
Semi -Expendable Information and Communications Technology Equipment	GL	10405030	403,770.08	
Semi-Expendable Technical and Scientific Equipment	GL	10405130	14,875.00	
Semi -Expendable Other Machinery and Equipment	GL	10405190	110,656.60	
Semi-Expendable Furniture and Fixtures	GL	10406010	1,534,400.00	
Semi -Expendable Books		10406020		
Office Equipment	GL	10605020	495,716.00	
Accumulated Depreciation-Office Equipment	GL	10605021		164,557.76
Information and Communication Technology Equipment	GL	10605030	29,469,231.64	
Accumulated Depreciation-Information and Communication Technology Equipment	GL	10605031		6,424,594.30
Technical and Scientific Equipment	GL	10605140	6,374,914.00	
Accumulated Depreciation-Technical and Scientific Equipment	GL	10605141		1,272,853.43
Motor Vehicles	GL	10606010	10,344,216.00	
Accumulated Depreciation-Motor Vehicles	GL	10606011		1,310,267.31
Furniture and Fixtures	GL	10607010	4,943,200.00	
Accumulated Depreciation-Furniture & Fixtures	GL	10607011		787,246.06
Advances to Special Disbursing Officer	GL	19901030	148,550.00	
Advances to Officers and Employees	GL	19901040	220,262.20	
Prepaid Rent	GL	19902020	4,284,332.40	
Prepaid Insurance	GL	19902050	267,586.49	
Other Prepayments	GL	19902990	216,286.62	
Guaranty Deposits	GL	19903020	4,142,999.60	
Accounts Payable	GL	20101010		12,740,631.82
Due to Officers and Employees	GL	20101020		189,407.04
Due to BIR	GL	20201010		56,093.82
Due to GSIS	GL	20201020		367,157.53
Due to PAG-IBIG	GL	20201030		78,346.57
Due to PHILHEALTH	GL	20201040		79,493.62
Due to GOCCs	GL	20201060		120,434.33
Guaranty/Security Deposits Payable	GL	20401040		76,000.00
Other Deferred Credits	GL	20501990		35,916.40
Accumulated Surplus/(Deficit)	GL	30101010		50,364,566.95
Subsidy from National Government	GL	40301010		205,651,115.59
Miscellaneous Income	GL	40609990		210,046.66
Salaries and Wages - Regular	GL	50101010	51,076,660.56	

Personnel Economic Relief Allowance	GL	50102010	1,814,636.02	
Representation Allowance (RA)	GL	50102020	1,322,375.00	
Transportation Allowance (TA)	GL	50102030	648,625.00	
Clothing/Uniform Allowance	GL	50102040	458,000.00	
Honoraria	GL	50102100	19,682.18	
Overtime and Night Pay	GL	50102130	30,937.37	
Year End Bonus	GL	50102140	3,981,057.90	
Cash Gift	GL	50102150	368,500.00	
Other Bonuses and Allowances	GL	50102990	6,992,000.00	
Retirement and Life Insurance Premiums	GL	50103010	5,828,762.20	
Pag-ibig Contributions	GL	50103020	112,000.00	
Philhealth Contributions	GL	50103030	423,710.83	
Employees Compensation Insurance Premiums	GL	50103040	87,000.00	
Terminal Leave Benefits	GL	50104030	2,612,732.00	
Traveling Expenses - Local	GL	50201010	728,455.01	
Traveling Expenses - Foreign	GL	50201020	6,026,508.12	
Training Expenses	GL	50202010	10,198,301.48	
Office Supplies Expenses	GL	50203010	1,139,623.73	
Fuel, Oil and Lubricants Expenses	GL	50203090	633,267.44	
Semi-Expendable Machinery & Equipment Expenses	GL	50203210	216,695.60	
Semi-Expendable Furniture, Fixtures and Books Expenses	GL	50203220	67,282.00	
Other Supplies and Materials Expenses	GL	50203990	8,216,070.85	
Water Expenses	GL	50204010	324,324.00	
Electricity Expenses	GL	50204020	3,614,958.55	
Postage & Courier Expenses	GL	50205010	209,613.47	
Telephone Expenses	GL	50205020	1,067,199.44	
Internet Subscription Expenses	GL	50205030	87,559.16	
Extraordinary and Miscellaneous Expenses	GL	50210030	1,025,300.00	
Other Professional Services	GL	50211990	16,942,563.56	
Janitorial Services	GL	50212020	505,942.20	
Security Services	GL	50212030	1,096,230.46	
Other General Services	GL	50212990	38,444.25	
Repairs and Maintenance - Motor Vehicles	GL	50213060	157,776.50	
Repairs and Maintenance - Leased Assets Improvements	GL	50213090	64,922.32	
Taxes, Duties and Licenses	GL	50215010	13,325.00	
Insurance Expenses	GL	50215030	521,538.45	
Printing and Publication Expenses	GL	50299020	997,150.40	
Representation Expenses	GL	50299030	14,864,483.51	
Rent/Lease Expenses	GL	50299050	18,028,589.86	
Membership Dues and Contributions to Organizations	GL	50299060	81,512.85	
Subscription Expenses	GL	50299070	810,051.71	
Other Maintenance and Operating Expenses	GL	50299990	73,218.40	
Depreciation-Machinery and Equipment	GL	50501050	5,492,637.23	
Depreciation-Motor Vehicle	GL	50501060	655,133.64	
Depreciation-Furniture, Fixture and Books	GL	50501070	787,246.06	
Grand Totals			279,928,729.19	279,928,729.19

Certified Correct By:


 TEODULO C. LORENZO
 Accountant III


Noted By:


 MARIA DELIA S. PRESQUITO
 OIC-Director IV, FAO


NATIONAL PRIVACY COMMISSION
 POST - CLOSING TRIAL BALANCE
 As of December 31, 2019

ACCOUNT TITLE	REF.	ACCT. CODE	BALANCES	
			DR	CR
Petty Cash	GL	10101020	180,000.00	
Cash - Treasury/Agency Deposit, Regular	GL	10104010	510,655.79	
Cash - Treasury/Agency Deposit, Trust	GL	10104030	305,500.00	
Due from NGAs	GL	10303010	15,954,074.04	
Due from Officers and Employees	GL	10305020	43,447.62	
Other Receivables	GL	10305990	2,344.75	
Office Supplies Inventory	GL	10404010	472,995.67	
Other Supplies and Materials Inventory	GL	10404990	3,174,487.18	
Semi-Expendable Office Equipment	GL	10405020	941,467.15	
Semi-Expendable Information and Communications Technology Equipment	GL	10405030	403,770.08	
Semi-Expendable Technical and Scientific Equipment	GL	10405130	14,875.00	
Semi-Expendable Other Machinery and Equipment	GL	10405190	110,656.60	
Semi-Expendable Furniture and Fixtures	GL	10406010	1,534,400.00	
Office Equipment	GL	10605020	495,716.00	
Accumulated Depreciation-Office Equipment	GL	10605021		164,557.76
Information and Communication Technology Equipment	GL	10605030	29,469,231.64	
Accumulated Depreciation-Information and Communication Technology Equipment	GL	10605031		6,424,594.30
Technical and Scientific Equipment	GL	10605140	6,374,914.00	
Accumulated Depreciation-Technical and Scientific Equipment	GL	10605141		1,272,853.43
Motor Vehicles	GL	10606010	10,344,215.00	
Accumulated Depreciation-Motor Vehicles	GL	10606011		1,310,267.31
Furniture and Fixtures	GL	10607010	4,943,200.00	
Accumulated Depreciation-Furniture & Fixtures	GL	10607011		787,246.06
Advances to Special Disbursing Officer	GL	19901030	148,550.00	
Advances to Officers and Employees	GL	19901040	220,262.20	
Prepaid Rent	GL	19902020	4,284,932.40	
Prepaid Insurance	GL	19902050	267,585.49	
Other Prepayments	GL	19902990	216,285.62	
Guaranty Deposits	GL	19903020	4,142,999.60	
Accounts Payable	GL	20101010		12,740,631.82
Due to Officers and Employees	GL	20101020		189,407.04
Due to BIR	GL	20201010		56,093.82
Due to GSIS	GL	20201020		367,157.53
Due to PAG-IBIG	GL	20201030		78,346.57
Due to PHILHEALTH	GL	20201040		79,493.62
Due to GOCCs	GL	20201060		120,434.33
Guaranty/Security Deposits Payable	GL	20401040		76,000.00
Other Deferred Credits	GL	20501990		35,916.40
Accumulated Surplus/(Deficit)	GL	30101010		50,853,568.84
Grand Totals			84,556,568.83	84,556,568.83

Certified Correct By:


 TEODULO C. LORENZO
 Accountant III

Noted By:


 MARIA DELIA S. PRESQUITO
 OIC-Director IV, FAO

NATIONAL PRIVACY COMMISSION
Detailed Statement of Financial Position
As of December 31, 2019

	Note	2019
ASSETS		
CURRENT ASSETS		
<i>Cash and Cash Equivalents</i>		
Treasury/Agency Cash Accounts		
Petty Cash Fund	5	P 180,000.00
Cash - Treasury/Agency Deposit, Regular	5	510,655.79
Cash - Treasury/Agency Deposit, Trust	5	305,500.00
Total Cash on Hand		996,155.79
<i>Receivables</i>		
Inter-Agency Receivables		
Due from NGAs	6	15,954,074.04
Due from Officers and Employees	6	23,447.62
Other Receivables	6	2,344.75
Total Inter-Agency Receivables		15,999,866.41
<i>Inventories</i>		
Office Supplies Inventory	7	472,995.67
Other Supplies and Materials Inventory	7	3,174,487.18
Total Inventories		3,647,482.85
<i>Semi-Expendables</i>		
Semi-Expendable Office Equipment	8	941,467.15
Semi-Expendable ICT Equipment	8	403,770.08
Semi-Expendable Technical and Scientific Equipment	8	14,875.00
Semi-Expendable Other Machinery and Equipment	8	110,656.60
Semi-Expendable Furniture and Fixtures	8	1,534,400.00
Total Semi-Expendables		3,005,168.83
<i>Other Current Assets</i>		
<i>Advances</i>		
Advances to Special Disbursing Officer	9	148,550.00
Advances to Officers and Employees	9	220,262.20
Total Advances		368,812.20
<i>Prepayments</i>		
Prepaid Rent	9	4,284,932.40
Prepaid Insurance	9	267,586.49
Other Prepayments	9	215,286.62
Total Prepayments		4,768,805.51
TOTAL CURRENT ASSETS		28,786,291.59
NON-CURRENT ASSETS		
<i>Property, Plant and Equipment</i>		
<i>Machinery and Equipment</i>		
Office Equipment	10	495,716.00
Less: Accumulated Depreciation - Office Equipment		164,557.76
Net Value		<u>331,158.24</u>
ICT Equipment	10	29,469,231.64
Less: Accumulated Depreciation - ICT Equipment		6,424,594.30
Net Value		<u>23,044,637.34</u>
Technical and Scientific Equipment	10	6,372,914.00
Less: Accumulated Depreciation - Technical & Scientific Equipment		1,272,853.43
Net Value		<u>5,102,060.57</u>
Total Machinery and Equipment		28,477,856.15

NATIONAL PRIVACY COMMISSION
Detailed Statement of Financial Position
As of December 31, 2019

	Note		2019
Transportation Equipment			
Motor Vehicles	10		10,344,216.00
<i>Less: Acumulated Depreciation - Motor Vehicles</i>			1,310,267.31
Net Value			9,033,948.69
Furnitures, Fixtures and Books			
Furnitute and Fixtures	10		4,943,200.00
<i>Less: Acumulated Depreciation - Furniture & Fixtures</i>			787,246.06
Net Value			4,155,953.94
OTHER NON-CURRENT ASSETS			
<i>Deposits</i>			
Guarranty Deposits	9		4,142,999.60
TOTAL NON-CURRENT ASSETS			45,810,758.38
TOTAL ASSETS		P	74,597,049.97
LIABILITIES AND NET ASSETS / EQUITY			
LIABILITIES			
CURRENT LIABILITIES:			
<i>Financial Liabilities</i>			
Payables			
Accounts Payable	11.1	P	12,740,631.82
Due to Officers and Employees	11.1		189,407.04
<i>Total Payables</i>			12,930,038.86
Inter-Agency Payables			
Due to BIR	11.2		56,093.82
Due to GSIS	11.2		367,157.53
Due to PAG-IBIG	11.2		73,346.57
Due to PHILHEALTH	11.2		79,493.62
Due to GOCCs	11.2		120,434.33
<i>Total Inter-Agency Payables</i>			701,525.87
Trust Liabilities			
Guaranty/Security Deposits Payable	11.3		76,000.00
<i>Other Payables</i>			
Other Deferred Credits	12		35,916.40
<i>Total Trust Liabilities</i>			111,916.40
TOTAL LIABILITIES		P	13,743,481.13
TOTAL ASSETS LESS TOTAL LIABILITIES		P	60,853,568.84
NET ASSETS / EQUITY			
<i>Equity</i>			
Accumulated Surplus / (Deficit)	13		60,853,568.84
TOTAL NET ASSETS/EQUITY		P	60,853,568.84

Certified Correct:


TEODORO C. LORENZO
Accountant III

Noted by:


MARIA DELIA S. PRESQUITO
OIC-Director IV, FAO #1



NATIONAL PRIVACY COMMISSION
Condensed Statement of Financial Position
As of December 31, 2019

	Note	2019
ASSETS		
Current Assets		
Cash and Cash Equivalents	5	996,155.79
Receivables	6	15,999,866.41
Inventories	7	3,647,482.85
Semi-Expendables	8	3,005,168.83
Other Assets	9	368,812.20
Prepayments	9	4,768,805.51
Total Current Assets		28,786,291.59
Non-Current Assets		
Property, Plant and Equipment	10	41,667,758.78
Deposits	9	4,142,999.60
Total Non-Current Assets		45,810,758.38
TOTAL ASSETS		P 74,597,049.97
LIABILITIES AND NET ASSETS / EQUITY		
LIABILITIES		
Current Liabilities		
<i>Financial Liabilities</i>		
Payables	11.1	P 12,930,038.86
<i>Inter-Agency Payables</i>		
Due to BIR	11.2	56,093.82
Due to GSIS	11.2	367,157.53
Due to PAG-IBIG	11.2	78,346.57
Due to PHILHEALTH	11.2	79,493.62
Due to GOCCs	11.2	120,434.33
Total Inter-Agency Payables		701,525.87
<i>Trust Liabilities</i>		
Guaranty/Security Deposits Payable	11.3	76,000.00
Other Payables		
Other Deferred Credits	12	35,916.40
Total Trust Liabilities		111,916.40
TOTAL LIABILITIES		P 13,743,481.13
TOTAL ASSETS LESS TOTAL LIABILITIES		P 60,853,568.84
NET ASSETS / EQUITY		
Accumulated Surplus / (Deficit)	13	60,853,568.84
TOTAL NET ASSETS/EQUITY		P 60,853,568.84

Certified Correct:


TEODORO C. LORENZO
Accountant III

Noted by:


MARIA DELIA S. PRESQUITO
OIC-Director IV, FAO 

NATIONAL PRIVACY COMMISSION
Detailed Statement of Financial Performance
For the Year Ended December 31, 2019

	Note	2019
REVENUE		
Business, Other General, and Service Income		
Miscellaneous Income	P	210,046.66
<i>Total Business, Other General, and Service Income</i>		210,046.66
TOTAL REVENUE		210,046.66
LESS: CURRENT OPERATING EXPENSES		
Personnel Services:		
<i>Salaries and Wages</i>		
Salaries and Wages-Regular	15.1	51,076,660.56
<i>Other Compensation</i>		
Personal Economic Relief Allowance	15.2	1,814,636.02
Representation Allowance	15.2	1,322,375.00
Transportation Allowance	15.2	648,625.00
Clothing/Uniform Allowance	15.2	468,000.00
Overtime and Night Pay	15.2	80,937.37
Honoraria	15.2	19,682.18
Year End Bonus	15.2	3,981,057.90
Cash Gift	15.2	368,500.00
Other Bonuses & Allowances	15.2	6,992,000.00
Total Other Compensation	15.2	15,695,813.47
<i>Personnel Benefit Contributions</i>		
Retirement and Life Insurance Contributions	15.3	5,828,762.20
PAG-IBIG Contributions	15.3	112,000.00
PHILHEALTH Contributions	15.3	423,710.83
Employees Compensation Insurance Premiums	15.3	87,000.00
Total Benefits Contributions		6,451,473.03
<i>Other Personnel Benefits</i>		
Terminal Leave Benefits	15.4	2,612,732.00
Total Personnel Services	P	75,836,679.06
Maintenance and Other Operating Expenses:		
<i>Traveling Expenses</i>		
Traveling Expense-Local	16.1	748,455.01
Traveling Expense-Foreign	16.1	6,046,508.12
Total Traveling Expenses		6,794,963.13
<i>Training and Scholarship Expenses</i>		
Training Expenses	16.2	10,198,301.48
<i>Supplies and Materials Expenses</i>		
Office Supplies Expenses	16.3	1,139,623.73
Fuel, Oil and Lubricants Expenses	16.3	633,267.44
Semi-Expendable Machinery and Equipment Expenses	16.3	216,695.60
Semi-Expendable Furniture & Fixture Expenses	16.3	67,282.00
Other Supplies and Materials Expenses	16.3	3,216,070.85
Total Supplies and Materials Expenses		10,272,939.62
<i>Utility Expenses</i>		
Water Expenses	16.4	324,324.00
Electricity	16.4	3,614,958.55
Total Utility Expenses		3,939,282.55
<i>Communication Expenses</i>		
Postage and Courier Services	16.5	209,613.47
Telephone Expenses	16.5	1,067,199.44
Internet Subscription Expenses	16.5	87,559.16
Total Communication Expenses		1,364,372.07


NATIONAL PRIVACY COMMISSION
Detailed Statement of Financial Performance
For the Year Ended December 31, 2019

	Note	2019
<i>Confidential, Intelligence, Extraordinary and Misc. Expenses</i>		
Extraordinary and Miscellaneous Expenses	16.6	1,025,300.00
<i>Professional Services</i>		
Other Professional Services	16.7	16,942,563.56
Total Professional Services		16,942,563.56
<i>General Services</i>		
Janitorial Services	16.8	505,942.20
Security Services	16.8	1,096,230.46
Other General Services		38,444.25
Total General Services		1,640,616.91
<i>Repairs and Maintenance</i>		
Repairs and Maintenance - Motor Vehicles	16.9	157,776.50
Repairs and Maintenance - Leased Assets Improvements	16.9	64,922.32
Total Repairs and Maintenance		222,698.82
<i>Taxes, Insurance Premiums and Other Fees</i>		
Taxes, Duties and Licenses	16.10	13,325.00
Insurance Expenses	16.10	521,538.45
Total Taxes, Insurance Prems. And Other Fees		534,863.45
<i>Other Maintenance and Operating Expenses</i>		
Printing & Binding Expenses	16.11	997,150.40
Representation Expenses	16.11	14,864,483.51
Rent/Lease Expenses	16.11	18,028,589.86
Membership Dues and Contribution to Organizations	16.11	81,512.85
Subscription Expenses	16.11	810,051.71
Other Maintenance and Operating Expenses	16.11	73,218.40
Depreciation-Machinery and Equipment	16.12	5,492,637.23
Depreciation-Motor Vehicle	16.12	655,133.64
Depreciation-Furniture, Fixture and Books	16.12	787,246.06
Total Other Maintenance and Other Operating Expenses		41,790,023.66
Total Maintenance & Other Operating Expenses	P	94,725,925.25
TOTAL CURRENT OPERATING EXPENSES		170,562,604.31
SURPLUS / (DEFICIT) FROM CURRENT OPERATIONS	P	(173,352,557.65)
FINANCIAL ASSISTANCE / SUBSIDY:		
Financial Assistance/Subsidy from NGAs, LGUs, GOCCs		
Subsidy from National Government	14	180,841,559.54
Less: Financial Assistance/Subsidy to NGAs, LGUs, GOCCs, NGOs/POs		
NET FINANCIAL ASSISTANCE/SUBSIDY		180,841,559.54
SURPLUS / (DEFICIT) FOR THE PERIOD	P	10,489,001.89

Certified Correct:


TEODORO C. LORENZO
Accountant III


Noted by:


MARIA DELIA S. PRESQUITO
OIC-Director: IV, FAO #


NATIONAL PRIVACY COMMISSION
Statement of Changes in Net Assets / Equity
As of December 31, 2019

	Note	2019
Accumulated Surplus / (Deficit), January 1, 2019	P	55,781,034.13
Changes in accounting policy		
Prior period adjustments/unrecorded income	4	(5,416,467.18)
Other Adjustments		
Restated balance		50,364,566.95
Changes in net assets / equity for the Calendar Year 2019		
Adjustment of net revenue recognized directly in net assets/equity net assets/equity		
Surplus for the period		10,489,001.89
Total recognized revenue and expense for the period		10,489,001.89
Other Adjustments		
Accumulated Surplus, as of December 31, 2019	P	60,853,568.84

Certified Correct:


TEODULO C. LORENZO
Accountant III

Noted by:


MARIA DELIA S. PRESQUITO
OIC-Director IV, FAO ⁴⁴

NATIONAL PRIVACY COMMISSION
Statement of Cash Flows
For the Year Ended December 31, 2019

	Note	2019
CASH FLOW FROM OPERATING ACTIVITIES:		
CASH INFLOWS :		
Receipt of Notice of Cash Allocation	14	₱ 275,888,130.03
Receipt of Notices of Cash Allocations MDS -Regular		263,047,988.00
Receipt of Constructive Cash for TRA		12,840,142.03
Other Receipts		530,267.87
Receipt of refunds of cash advances		474,546.36
Refund of overpayment of Personnel Services		35,721.51
Sale of Bid Documents		20,000.00
TOTAL CASH INFLOWS		276,418,397.90
LESS: CASH OUTFLOWS		
Remittance to National Treasury		530,655.79
Payment of Operating Expenses		159,023,060.77
Payment of personnel services	15	74,717,619.60
Payment of maintenance and other operating expenses	16	79,516,143.34
Payment of expenses pertaining to/incurred in prior years	11.1	4,739,297.83
Payment of Inventories		6,233,711.95
Purchase of inventories for consumption	7	6,233,711.95
Grant of Cash Advances		3,409,173.73
Advances for operating expenses	5	180,000.00
Advances for special purpose/time-bound undertakings	9	983,158.00
Advances to officers and employees	9	2,246,015.73
Prepayments		1,092,278.45
Prepaid Insurance	9	409,145.52
Other Prepayments	9	683,132.93
Remittance of Personnel Benefit Cont. and Mandatory Ded.		20,411,847.37
Remittance of taxes withheld covered by TRA	11.2	12,840,142.03
Remittance of GSIS/Pag-IBIG/PhilHealth	11.2	6,685,049.57
Remittance of Other Payables	11.2	886,655.77
Release of Inter-Agency Fund Transfer		11,450,776.36
Advances to Procurement Service	6	11,450,776.36
Other Disbursements		1,351,345.77
Refund of Retention Fee	11.3	1,351,345.77
Adjustments		68,258,616.48
Reversion of unused NCA-MDS Regular	14	68,187,785.79
Other adjustments - Outflow		70,830.69
TOTAL CASH OUTFLOWS		271,761,466.67
CASH PROVIDED BY (USED IN) OPERATING ACTIVITIES		4,655,931.23


NATIONAL PRIVACY COMMISSION
Statement of Cash Flows
For the Quarter Ended December 31, 2019

	Note	2019
CASH FLOW FROM INVESTING ACTIVITIES:		
CASH INFLOWS :		
Receipt of proceeds from sale/disposal of PPE		
Less: CASH OUTFLOWS		
Purchase/Construction of Property, Plant and Equipment		3,945,775.44
CASH PROVIDED BY (USED IN) INVESTING ACTIVITIES		3,945,775.44
TOTAL CASH PROVIDED BY (USED IN) OPERATING, INVESTING AND FINANCING ACTIVITIES		711,155.79
ADD: CASH BALANCE, JANUARY 01, 2019		285,000.00
CASH BALANCE, December 31, 2019	P	996,155.79

Certified Correct:


TEODULO C. LORENZO
Accountant III


MARIA DELIA S. PRESQUITO
OIC-Director IV, FAO 



Republic of the Philippines
NATIONAL PRIVACY COMMISSION

STATEMENT OF MANAGEMENT RESPONSIBILITY FOR FINANCIAL
STATEMENTS

The management of the *NATIONAL PRIVACY COMMISSION* is responsible for all information and representations contained in the accompanying *STATEMENTS OF FINANCIAL POSITION* as of December 31, 2019 and the related *STATEMENT OF FINANCIAL PERFORMANCE*, *STATEMENT OF CASH FLOWS*, *STATEMENT OF COMPARISON OF BUDGET AND ACTUAL AMOUNTS*, *STATEMENT OF CHANGES IN NET ASSETS / EQUITY* and the *NOTES TO FINANCIAL STATEMENTS* for the year then ended. The financial statements have been prepared in conformity with the Philippine Public Sector Accounting Standards and generally accepted accounting principles and reflect amounts that are based on the books and records of the Commission, estimates and assumptions and informed judgement of management with appropriate consideration to materiality.

In this regard, the management maintains a system of accounting and reporting which provides for the necessary internal control to ensure that transactions are properly authorized and recorded, assets are safeguarded against unauthorized use or disposition and liabilities are recognized.

MARIA DELIA S. PRESQUITO
OIC-Director IV, FAO

RAYMUND E. LIBORO
Privacy Commissioner &
Chairman


COMPARISON OF BUDGET AND ACTUAL AMOUNT
 For the Year Ended, 2019
 Department Name: DEPARTMENT OF INFORMATION AND COMMUNICATIONS TECHNOLOGY
 Agency Name: NATIONAL PRIVACY COMMISSION
 Year: 2019

Particulars	ALL FUNDS			Regular Agency Fund		
	Budgeted Amount		Actual Amounts on Comparable Basis	Budgeted Amount		Actual Amounts on Comparable Basis
	Original	Final		Original	Final	
RECEIPTS						
Tax Revenue	-	-	-	-	-	-
Service and Business Income	-	-	-	-	-	-
Assistance and Subsidy	-	-	-	-	-	-
Shares, Grants and Donations	246,959,822.00	246,959,822.00	185,941,253.34	246,959,822.00	185,941,253.34	61,018,568.66
Gains	-	-	-	-	-	-
Others	-	-	-	-	-	-
Non-Operating Income/Revenues	-	-	-	-	-	-
Loan Proceeds (Domestic and Foreign Loans), BT-NG only	-	-	-	-	-	-
Total Receipts	246,959,822.00	246,959,822.00	185,941,253.34	246,959,822.00	185,941,253.34	61,018,568.66
PAYMENTS						
Personnel Services	-	-	-	-	-	-
Maintenance and Other Operating Expenses	76,800,349.00	76,800,349.00	76,023,273.47	76,800,349.00	76,023,273.47	777,075.53
Capital Outlays	154,101,920.00	154,101,920.00	101,356,080.99	154,101,920.00	101,356,080.99	52,745,839.01
Financial Expenses	16,057,553.00	16,057,553.00	8,561,898.88	16,057,553.00	8,561,898.88	7,495,654.12
Debt Service (Principal Amortization)	-	-	-	-	-	-
Total Payments	246,959,822.00	246,959,822.00	185,941,253.34	246,959,822.00	185,941,253.34	61,018,568.66
NET RECEIPTS/PAYMENTS	-	-	-	-	-	-

Prepared by: 
 KRISTEL B. CASINO
 Budget Officer III (Designated)

Certified Correct by: 
 TEDULO C. LORENZO
 Accountant III

Noted by: 
 MARIA DELIA S. PRESQUITTO
 OIC-Director IV, FAO

Approved by: 
 RAYMUND ENRIQUEZ LIBORO
 Privacy Commissioner



Republic of the Philippines
NATIONAL PRIVACY COMMISSION

STATEMENT OF MANAGEMENT RESPONSIBILITY FOR FINANCIAL STATEMENTS

The management of the *NATIONAL PRIVACY COMMISSION* is responsible for all information and representations contained in the accompanying *STATEMENTS OF FINANCIAL POSITION* as of December 31, 2019 and the related *STATEMENT OF FINANCIAL PERFORMANCE*, *STATEMENT OF CASH FLOWS*, *STATEMENT OF COMPARISON OF BUDGET AND ACTUAL AMOUNTS*, *STATEMENT OF CHANGES IN NET ASSETS / EQUITY* and the *NOTES TO FINANCIAL STATEMENTS* for the year then ended. The financial statements have been prepared in conformity with the Philippine Public Sector Accounting Standards and generally accepted accounting principles and reflect amounts that are based on the books and records of the Commission, estimates and assumptions and informed judgement of management with appropriate consideration to materiality.

In this regard, the management maintains a system of accounting and reporting which provides for the necessary internal control to ensure that transactions are properly authorized and recorded, assets are safeguarded against unauthorized use or disposition and liabilities are recognized.

MARIA DELIA S. PRESQUITO
OIC-Director IV, FAO

RAYMUND E. LIBORO
Privacy Commissioner &
Chairman