

**STATEMENT OF APPROPRIATIONS, ALLOTMENTS, OBLIGATIONS, DISBURSEMENTS AND BALANCES**  
As at the Quarter Ending September 30, 2020

Department : Department of Information and Communications Technology  
 Agency/Entity : National Privacy Commission  
 Operating Unit : < not applicable >  
 Organization Code : 37 003 0000000  
 Fund Cluster : 01 Regular Agency Fund

|   |                             |
|---|-----------------------------|
| X | Current Year Appropriations |
|   | Supplemental                |
|   | Continuing Appropriations   |

(e.g. UACS Fund Cluster: 01-Regular Agency Fund, 02-Foreign Assisted Projects Fund, 03-Special Account-Locally Funded/Domestic Grants Fund, and 04-Special Account-Foreign Assisted/Foreign Grants Fund)

| Particulars  | UACS CODE            | Appropriations            |   |                         | Allotments          |  |             | Current Year Obligations |                           |                             |                            |                             | Current Year Disbursements |                    |                             |                            |                             | Balances                   |                    |                  |                        |                                    |                            |
|--|----------------------|---------------------------|---|-------------------------|---------------------|--|-------------|--------------------------|---------------------------|-----------------------------|----------------------------|-----------------------------|----------------------------|--------------------|-----------------------------|----------------------------|-----------------------------|----------------------------|--------------------|------------------|------------------------|------------------------------------|----------------------------|
|  |                      | Authorized Appropriations | Adjustments (Transfer To/From, Modifications) | Adjusted Appropriations | Allotments Received | Adjustments (Reductions, Modifications, Augmentations) | Transfer To | Transfer From            | Adjusted Total Allotments | 1st Quarter Ending March 31 | 2nd Quarter Ending June 30 | 3rd Quarter Ending Sept. 30 | 4th Quarter Ending Dec. 31 | TOTAL              | 1st Quarter Ending March 31 | 2nd Quarter Ending June 30 | 3rd Quarter Ending Sept. 30 | 4th Quarter Ending Dec. 31 | TOTAL              | Unreleased Appro | Unobligated Allotments | Unpaid Obligations (15-20)-(23+24) |                            |
|  |                      |                           |   |                         |                     |  |             |                          |                           |                             |                            |                             |                            |                    |                             |                            |                             |                            |                    |                  |                        | Due and Demandable                 | Not Yet Due and Demandable |
| 1  | 2                    | 3                         | 4   | 5=(3+4)                 | 6                   | 7  | 8           | 9                        | 10=[(6+(-7))-8+9]         | 11                          | 12                         | 13                          | 14                         | 15=[(11+12+13+14)] | 16                          | 17                         | 18                          | 19                         | 20=[(16+17+18+19)] | 21               | 22                     | 23                                 | 24                         |
| I. Agency Specific Budget  |                      | 229,596,000.00            | (17,040,800.00)                               | 212,555,400.00          | 212,555,400.00      | 0.00   | 0.00        | 0.00                     | 212,555,400.00            | 30,909,463.93               | 23,658,769.90              | 21,827,270.56               | 0.00                       | 76,393,504.39      | 27,723,791.78               | 22,674,178.89              | 17,735,395.34               | 0.00                       | 68,133,366.01      | 0.00             | 136,161,895.61         | 1,202,110.91                       | 7,058,027.47               |
| General Administration and Support   | 10000000000000000000 | 104,474,000.00            | (6,580,700.00)                                | 97,893,300.00           | 97,893,300.00       | 0.00   | 0.00        | 0.00                     | 97,893,300.00             | 15,708,680.55               | 9,925,156.47               | 13,348,133.53               | 0.00                       | 38,981,970.55      | 15,674,950.55               | 9,381,879.97               | 10,650,329.69               | 0.00                       | 35,707,160.21      | 0.00             | 58,911,329.45          | 282,452.43                         | 2,992,357.91               |
| General Management and Supervision   | 100000100001000      | 104,474,000.00            | (6,580,700.00)                                | 97,893,300.00           | 97,893,300.00       | 0.00   | 0.00        | 0.00                     | 97,893,300.00             | 15,708,680.55               | 9,925,156.47               | 13,348,133.53               | 0.00                       | 38,981,970.55      | 15,674,950.55               | 9,381,879.97               | 10,650,329.69               | 0.00                       | 35,707,160.21      | 0.00             | 58,911,329.45          | 282,452.43                         | 2,992,357.91               |
| PS   |                      | 34,027,000.00             | 0.00  | 34,027,000.00           | 34,027,000.00       | 0.00   | 0.00        | 0.00                     | 34,027,000.00             | 7,547,503.04                | 6,758,637.78               | 7,897,098.18                | 0.00                       | 22,003,238.98      | 7,530,303.04                | 6,741,238.06               | 7,719,529.88                | 0.00                       | 21,991,068.98      | 0.00             | 12,023,773.02          | 12,158.00                          | 0.00                       |
| MOOE   |                      | 65,807,000.00             | (6,580,700.00)                                | 59,226,300.00           | 59,226,300.00       | 0.00   | 0.00        | 0.00                     | 59,226,300.00             | 3,521,177.51                | 3,166,518.71               | 5,851,047.35                | 0.00                       | 12,338,743.57      | 3,504,647.51                | 2,640,643.91               | 2,930,799.81                | 0.00                       | 9,076,091.23       | 0.00             | 46,887,556.43          | 270,294.43                         | 2,892,357.91               |
| CO   |                      | 4,640,000.00              | 0.00  | 4,640,000.00            | 4,640,000.00        | 0.00   | 0.00        | 0.00                     | 4,640,000.00              | 4,640,000.00                | 0.00                       | 0.00                        | 0.00                       | 4,640,000.00       | 4,640,000.00                | 0.00                       | 0.00                        | 0.00                       | 4,640,000.00       | 0.00             | 0.00                   | 0.00                               | 0.00                       |
| Sub-Total, General Administration and Support  |                      | 104,474,000.00            | (6,580,700.00)                                | 97,893,300.00           | 97,893,300.00       | 0.00   | 0.00        | 0.00                     | 97,893,300.00             | 15,708,680.55               | 9,925,156.47               | 13,348,133.53               | 0.00                       | 38,981,970.55      | 15,674,950.55               | 9,381,879.97               | 10,650,329.69               | 0.00                       | 35,707,160.21      | 0.00             | 58,911,329.45          | 282,452.43                         | 2,992,357.91               |
| PS   |                      | 34,027,000.00             | 0.00  | 34,027,000.00           | 34,027,000.00       | 0.00   | 0.00        | 0.00                     | 34,027,000.00             | 7,547,503.04                | 6,758,637.78               | 7,897,098.18                | 0.00                       | 22,003,238.98      | 7,530,303.04                | 6,741,238.06               | 7,719,529.88                | 0.00                       | 21,991,068.98      | 0.00             | 12,023,773.02          | 12,158.00                          | 0.00                       |
| MOOE   |                      | 65,807,000.00             | (6,580,700.00)                                | 59,226,300.00           | 59,226,300.00       | 0.00   | 0.00        | 0.00                     | 59,226,300.00             | 3,521,177.51                | 3,166,518.71               | 5,851,047.35                | 0.00                       | 12,338,743.57      | 3,504,647.51                | 2,640,643.91               | 2,930,799.81                | 0.00                       | 9,076,091.23       | 0.00             | 46,887,556.43          | 270,294.43                         | 2,892,357.91               |
| FinEx (if Applicable)  |                      | 0.00                      | 0.00  | 0.00                    | 0.00                | 0.00   | 0.00        | 0.00                     | 0.00                      | 0.00                        | 0.00                       | 0.00                        | 0.00                       | 0.00               | 0.00                        | 0.00                       | 0.00                        | 0.00                       | 0.00               | 0.00             | 0.00                   | 0.00                               | 0.00                       |
| CO   |                      | 4,640,000.00              | 0.00  | 4,640,000.00            | 4,640,000.00        | 0.00   | 0.00        | 0.00                     | 4,640,000.00              | 4,640,000.00                | 0.00                       | 0.00                        | 0.00                       | 4,640,000.00       | 4,640,000.00                | 0.00                       | 0.00                        | 0.00                       | 4,640,000.00       | 0.00             | 0.00                   | 0.00                               | 0.00                       |
| Operations   | 30000000000000000000 | 125,122,000.00            | (10,459,900.00)                               | 114,662,100.00          | 114,662,100.00      | 0.00   | 0.00        | 0.00                     | 114,662,100.00            | 15,200,783.38               | 13,731,613.43              | 8,479,137.03                | 0.00                       | 37,411,533.84      | 12,048,841.23               | 13,292,298.92              | 7,085,065.65                | 0.00                       | 32,426,205.80      | 0.00             | 77,250,566.16          | 919,658.48                         | 4,065,669.56               |
| DOJ: Privacy and data security in information and communication systems supported and enhanced   |                      | 125,122,000.00            | (10,459,900.00)                               | 114,662,100.00          | 114,662,100.00      | 0.00   | 0.00        | 0.00                     | 114,662,100.00            | 15,200,783.38               | 13,731,613.43              | 8,479,137.03                | 0.00                       | 37,411,533.84      | 12,048,841.23               | 13,292,298.92              | 7,085,065.65                | 0.00                       | 32,426,205.80      | 0.00             | 77,250,566.16          | 919,658.48                         | 4,065,669.56               |
| REGULATORY AND ENFORCEMENT PROGRAM   |                      | 125,122,000.00            | (10,459,900.00)                               | 114,662,100.00          | 114,662,100.00      | 0.00   | 0.00        | 0.00                     | 114,662,100.00            | 15,200,783.38               | 13,731,613.43              | 8,479,137.03                | 0.00                       | 37,411,533.84      | 12,048,841.23               | 13,292,298.92              | 7,085,065.65                | 0.00                       | 32,426,205.80      | 0.00             | 77,250,566.16          | 919,658.48                         | 4,065,669.56               |
| Regulation and Enforcement of Privacy and Data Security in Information and Communication Systems | 310100100001000      | 125,122,000.00            | (10,459,900.00)                               | 114,662,100.00          | 114,662,100.00      | 0.00   | 0.00        | 0.00                     | 114,662,100.00            | 15,200,783.38               | 13,731,613.43              | 8,479,137.03                | 0.00                       | 37,411,533.84      | 12,048,841.23               | 13,292,298.92              | 7,085,065.65                | 0.00                       | 32,426,205.80      | 0.00             | 77,250,566.16          | 919,658.48                         | 4,065,669.56               |
| PS   |                      | 20,523,000.00             | 0.00  | 20,523,000.00           | 20,523,000.00       | 0.00   | 0.00        | 0.00                     | 20,523,000.00             | 9,762,711.78                | 8,114,713.74               | 2,613,115.98                | 0.00                       | 20,490,541.50      | 9,657,115.78                | 8,138,456.80               | 2,648,165.42                | 0.00                       | 20,443,738.00      | 0.00             | 32,458.50              | 46,803.50                          | 0.00                       |
| MOOE   |                      | 104,599,000.00            | (10,459,900.00)                               | 94,139,100.00           | 94,139,100.00       | 0.00   | 0.00        | 0.00                     | 94,139,100.00             | 5,438,071.60                | 5,616,899.69               | 5,866,021.05                | 0.00                       | 16,920,992.34      | 2,391,725.45                | 5,153,842.12               | 4,436,900.23                | 0.00                       | 11,982,467.80      | 0.00             | 77,218,107.66          | 872,854.98                         | 4,065,669.56               |
| Sub-Total, Operations  |                      | 125,122,000.00            | (10,459,900.00)                               | 114,662,100.00          | 114,662,100.00      | 0.00   | 0.00        | 0.00                     | 114,662,100.00            | 15,200,783.38               | 13,731,613.43              | 8,479,137.03                | 0.00                       | 37,411,533.84      | 12,048,841.23               | 13,292,298.92              | 7,085,065.65                | 0.00                       | 32,426,205.80      | 0.00             | 77,250,566.16          | 919,658.48                         | 4,065,669.56               |
| PS   |                      | 20,523,000.00             | 0.00  | 20,523,000.00           | 20,523,000.00       | 0.00   | 0.00        | 0.00                     | 20,523,000.00             | 9,762,711.78                | 8,114,713.74               | 2,613,115.98                | 0.00                       | 20,490,541.50      | 9,657,115.78                | 8,138,456.80               | 2,648,165.42                | 0.00                       | 20,443,738.00      | 0.00             | 32,458.50              | 46,803.50                          | 0.00                       |
| MOOE   |                      | 104,599,000.00            | (10,459,900.00)                               | 94,139,100.00           | 94,139,100.00       | 0.00   | 0.00        | 0.00                     | 94,139,100.00             | 5,438,071.60                | 5,616,899.69               | 5,866,021.05                | 0.00                       | 16,920,992.34      | 2,391,725.45                | 5,153,842.12               | 4,436,900.23                | 0.00                       | 11,982,467.80      | 0.00             | 77,218,107.66          | 872,854.98                         | 4,065,669.56               |
| FinEx (if Applicable)  |                      | 0.00                      | 0.00  | 0.00                    | 0.00                | 0.00   | 0.00        | 0.00                     | 0.00                      | 0.00                        | 0.00                       | 0.00                        | 0.00                       | 0.00               | 0.00                        | 0.00                       | 0.00                        | 0.00                       | 0.00               | 0.00             | 0.00                   | 0.00                               | 0.00                       |
| CO   |                      | 0.00                      | 0.00  | 0.00                    | 0.00                | 0.00   | 0.00        | 0.00                     | 0.00                      | 0.00                        | 0.00                       | 0.00                        | 0.00                       | 0.00               | 0.00                        | 0.00                       | 0.00                        | 0.00                       | 0.00               | 0.00             | 0.00                   | 0.00                               | 0.00                       |
| Sub-Total, I. Agency Specific Budget   |                      | 229,596,000.00            | (17,040,800.00)                               | 212,555,400.00          | 212,555,400.00      | 0.00   | 0.00        | 0.00                     | 212,555,400.00            | 30,909,463.93               | 23,658,769.90              | 21,827,270.56               | 0.00                       | 76,393,504.39      | 27,723,791.78               | 22,674,178.89              | 17,735,395.34               | 0.00                       | 68,133,366.01      | 0.00             | 136,161,895.61         | 1,202,110.91                       | 7,058,027.47               |
| PS   |                      | 54,550,000.00             | 0.00  | 54,550,000.00           | 54,550,000.00       | 0.00   | 0.00        | 0.00                     | 54,550,000.00             | 17,310,214.82               | 14,873,351.50              | 10,310,202.16               | 0.00                       | 42,493,768.48      | 17,187,418.82               | 14,679,892.86              | 10,367,895.30               | 0.00                       | 42,434,806.98      | 0.00             | 124,105,664.09         | 58,961.50                          | 0.00                       |
| MOOE   |                      | 170,406,000.00            | (17,040,800.00)                               | 153,365,400.00          | 153,365,400.00      | 0.00   | 0.00        | 0.00                     | 153,365,400.00            | 8,959,249.11                | 8,763,418.40               | 11,517,068.40               | 0.00                       | 29,259,735.91      | 5,886,372.96                | 7,784,466.03               | 7,367,700.04                | 0.00                       | 21,058,559.03      | 0.00             | 124,105,664.09         | 1,143,149.41                       | 7,058,027.47               |
| FinEx (if Applicable)  |                      | 0.00                      | 0.00  | 0.00                    | 0.00                | 0.00   | 0.00        | 0.00                     | 0.00                      | 0.00                        | 0.00                       | 0.00                        | 0.00                       | 0.00               | 0.00                        | 0.00                       | 0.00                        | 0.00                       | 0.00               | 0.00             | 0.00                   | 0.00                               | 0.00                       |
| CO   |                      | 4,640,000.00              | 0.00  | 4,640,000.00            | 4,640,000.00        | 0.00   | 0.00        | 0.00                     | 4,640,000.00              | 4,640,000.00                | 0.00                       | 0.00                        | 0.00                       | 4,640,000.00       | 4,640,000.00                | 0.00                       | 0.00                        | 0.00                       | 4,640,000.00       | 0.00             | 0.00                   | 0.00                               | 0.00                       |



Department : Department of Information and Communications Technology  
 Agency/Entity : National Privacy Commission  
 Operating Unit : < not applicable >  
 Organization Code : 37 003 0000000  
 Fund Cluster : 01 Regular Agency Fund

X Current Year Appropriations  
 Supplemental  
 Continuing Appropriations

(e.g. UACS Fund Cluster: 01-Regular Agency Fund, 02-Foreign Assisted Projects Fund, 03-Special Account-Locally Funded/Domestic Grants Fund, and 04-Special Account-Foreign Assisted/Foreign Grants Fund)


| Particulars                                      | UACS CODE | Appropriations            |                                   |                         | Allotments          |  |             |               |                           | Current Year Obligations    |                            |                             |                            |                    | Current Year Disbursements  |                            |                             |                            |                    | Balances         |                        |                                    |              |
|--|-----------|---------------------------|-----------------------------------|-------------------------|---------------------|--|-------------|---------------|---------------------------|-----------------------------|----------------------------|-----------------------------|----------------------------|--------------------|-----------------------------|----------------------------|-----------------------------|----------------------------|--------------------|------------------|------------------------|------------------------------------|--------------|
|  |           | Authorized Appropriations | (Transfer To/From, Modifications) | Adjusted Appropriations | Allotments Received | Adjustments (Reductions, Modifications/ Augmentations) | Transfer To | Transfer From | Adjusted Total Allotments | 1st Quarter Ending March 31 | 2nd Quarter Ending June 30 | 3rd Quarter Ending Sept. 30 | 4th Quarter Ending Dec. 31 | TOTAL              | 1st Quarter Ending March 31 | 2nd Quarter Ending June 30 | 3rd Quarter Ending Sept. 30 | 4th Quarter Ending Dec. 31 | TOTAL              | Unreleased Appro | Unobligated Allotments | Unpaid Obligations (15-20)-(23+24) |              |
| 1  | 2         | 3                         | 4                                 | 5=(3+4)                 | 6                   | 7  | 8           | 9             | 10=[(6+(-17))-4+9]        | 11                          | 12                         | 13                          | 14                         | 15=[(11+12+13+14)] | 16                          | 17                         | 18                          | 19                         | 20=[(16+17+18+19)] | 21               | 22                     | 23                                 | 24           |
| II. Automatic Appropriations                     |           | 5,092,000.00              | (3,559,138.00)                    | 1,532,862.00            | 5,352,862.00        | (3,820,000.00)   | 0.00        | 0.00          | 1,532,862.00              | 1,532,861.63                | 0.00                       | 0.00                        | 0.00                       | 1,532,861.63       | 1,532,861.63                | 0.00                       | 0.00                        | 0.00                       | 1,532,861.63       | 0.00             | 0.37                   | 0.00                               | 0.00         |
| Specific Budgets of National Government Agencies |           | 5,092,000.00              | (3,559,138.00)                    | 1,532,862.00            | 5,352,862.00        | (3,820,000.00)   | 0.00        | 0.00          | 1,532,862.00              | 1,532,861.63                | 0.00                       | 0.00                        | 0.00                       | 1,532,861.63       | 1,532,861.63                | 0.00                       | 0.00                        | 0.00                       | 1,532,861.63       | 0.00             | 0.37                   | 0.00                               | 0.00         |
| Retirement and Life Insurance Premiums           |           | 5,092,000.00              | (3,559,138.00)                    | 1,532,862.00            | 5,352,862.00        | (3,820,000.00)   | 0.00        | 0.00          | 1,532,862.00              | 1,532,861.63                | 0.00                       | 0.00                        | 0.00                       | 1,532,861.63       | 1,532,861.63                | 0.00                       | 0.00                        | 0.00                       | 1,532,861.63       | 0.00             | 0.37                   | 0.00                               | 0.00         |
| PS   |           | 5,092,000.00              | (3,559,138.00)                    | 1,532,862.00            | 5,352,862.00        | (3,820,000.00)   | 0.00        | 0.00          | 1,532,862.00              | 1,532,861.63                | 0.00                       | 0.00                        | 0.00                       | 1,532,861.63       | 1,532,861.63                | 0.00                       | 0.00                        | 0.00                       | 1,532,861.63       | 0.00             | 0.37                   | 0.00                               | 0.00         |
| Sub-total II. Automatic Appropriations           |           | 5,092,000.00              | (3,559,138.00)                    | 1,532,862.00            | 5,352,862.00        | (3,820,000.00)   | 0.00        | 0.00          | 1,532,862.00              | 1,532,861.63                | 0.00                       | 0.00                        | 0.00                       | 1,532,861.63       | 1,532,861.63                | 0.00                       | 0.00                        | 0.00                       | 1,532,861.63       | 0.00             | 0.37                   | 0.00                               | 0.00         |
| PS   |           | 5,092,000.00              | (3,559,138.00)                    | 1,532,862.00            | 5,352,862.00        | (3,820,000.00)   | 0.00        | 0.00          | 1,532,862.00              | 1,532,861.63                | 0.00                       | 0.00                        | 0.00                       | 1,532,861.63       | 1,532,861.63                | 0.00                       | 0.00                        | 0.00                       | 1,532,861.63       | 0.00             | 0.37                   | 0.00                               | 0.00         |
| MOOE   |           | 0.00                      | 0.00                              | 0.00                    | 0.00                | 0.00   | 0.00        | 0.00          | 0.00                      | 0.00                        | 0.00                       | 0.00                        | 0.00                       | 0.00               | 0.00                        | 0.00                       | 0.00                        | 0.00                       | 0.00               | 0.00             | 0.00                   | 0.00                               | 0.00         |
| FinEx  |           | 0.00                      | 0.00                              | 0.00                    | 0.00                | 0.00   | 0.00        | 0.00          | 0.00                      | 0.00                        | 0.00                       | 0.00                        | 0.00                       | 0.00               | 0.00                        | 0.00                       | 0.00                        | 0.00                       | 0.00               | 0.00             | 0.00                   | 0.00                               | 0.00         |
| CO   |           | 0.00                      | 0.00                              | 0.00                    | 0.00                | 0.00   | 0.00        | 0.00          | 0.00                      | 0.00                        | 0.00                       | 0.00                        | 0.00                       | 0.00               | 0.00                        | 0.00                       | 0.00                        | 0.00                       | 0.00               | 0.00             | 0.00                   | 0.00                               | 0.00         |
| III. Special Purpose Fund                        |           | 0.00                      | 15,587,497.00                     | 15,587,497.00           | 0.00                | 15,587,497.00  | 0.00        | 0.00          | 15,587,497.00             | 0.00                        | 1,620,000.00               | 6,237,398.13                | 0.00                       | 7,857,398.13       | 0.00                        | 1,620,000.00               | 6,237,398.13                | 0.00                       | 7,857,398.13       | 0.00             | 7,730,098.87           | 0.00                               | 0.00         |
| Miscellaneous Personnel Benefits Fund            |           | 0.00                      | 15,587,497.00                     | 15,587,497.00           | 0.00                | 15,587,497.00  | 0.00        | 0.00          | 15,587,497.00             | 0.00                        | 1,620,000.00               | 5,870,388.13                | 0.00                       | 7,490,388.13       | 0.00                        | 1,620,000.00               | 5,870,388.13                | 0.00                       | 7,490,388.13       | 0.00             | 7,730,098.87           | 0.00                               | 0.00         |
| PS   |           | 0.00                      | 15,587,497.00                     | 15,587,497.00           | 0.00                | 15,587,497.00  | 0.00        | 0.00          | 15,587,497.00             | 0.00                        | 1,620,000.00               | 5,870,388.13                | 0.00                       | 7,490,388.13       | 0.00                        | 1,620,000.00               | 5,870,388.13                | 0.00                       | 7,490,388.13       | 0.00             | 7,730,098.87           | 0.00                               | 0.00         |
| Pension and Gratuity Fund                        |           | 0.00                      | 367,010.00                        | 367,010.00              | 0.00                | 367,010.00   | 0.00        | 0.00          | 367,010.00                | 0.00                        | 0.00                       | 367,010.00                  | 0.00                       | 367,010.00         | 0.00                        | 0.00                       | 367,010.00                  | 0.00                       | 367,010.00         | 0.00             | 0.00                   | 0.00                               | 0.00         |
| PS   |           | 0.00                      | 367,010.00                        | 367,010.00              | 0.00                | 367,010.00   | 0.00        | 0.00          | 367,010.00                | 0.00                        | 0.00                       | 367,010.00                  | 0.00                       | 367,010.00         | 0.00                        | 0.00                       | 367,010.00                  | 0.00                       | 367,010.00         | 0.00             | 0.00                   | 0.00                               | 0.00         |
| Sub-Total III. Special Purpose Fund              |           | 0.00                      | 15,587,497.00                     | 15,587,497.00           | 0.00                | 15,587,497.00  | 0.00        | 0.00          | 15,587,497.00             | 0.00                        | 1,620,000.00               | 6,237,398.13                | 0.00                       | 7,857,398.13       | 0.00                        | 1,620,000.00               | 6,237,398.13                | 0.00                       | 7,857,398.13       | 0.00             | 7,730,098.87           | 0.00                               | 0.00         |
| PS   |           | 0.00                      | 15,587,497.00                     | 15,587,497.00           | 0.00                | 15,587,497.00  | 0.00        | 0.00          | 15,587,497.00             | 0.00                        | 1,620,000.00               | 6,237,398.13                | 0.00                       | 7,857,398.13       | 0.00                        | 1,620,000.00               | 6,237,398.13                | 0.00                       | 7,857,398.13       | 0.00             | 7,730,098.87           | 0.00                               | 0.00         |
| MOOE   |           | 0.00                      | 0.00                              | 0.00                    | 0.00                | 0.00   | 0.00        | 0.00          | 0.00                      | 0.00                        | 0.00                       | 0.00                        | 0.00                       | 0.00               | 0.00                        | 0.00                       | 0.00                        | 0.00                       | 0.00               | 0.00             | 0.00                   | 0.00                               | 0.00         |
| FinEx  |           | 0.00                      | 0.00                              | 0.00                    | 0.00                | 0.00   | 0.00        | 0.00          | 0.00                      | 0.00                        | 0.00                       | 0.00                        | 0.00                       | 0.00               | 0.00                        | 0.00                       | 0.00                        | 0.00                       | 0.00               | 0.00             | 0.00                   | 0.00                               | 0.00         |
| CO   |           | 0.00                      | 0.00                              | 0.00                    | 0.00                | 0.00   | 0.00        | 0.00          | 0.00                      | 0.00                        | 0.00                       | 0.00                        | 0.00                       | 0.00               | 0.00                        | 0.00                       | 0.00                        | 0.00                       | 0.00               | 0.00             | 0.00                   | 0.00                               | 0.00         |
| GRAND TOTAL                                      |           | 234,688,000.00            | (5,012,241.00)                    | 229,675,759.00          | 217,908,262.00      | 11,767,497.00  | 0.00        | 0.00          | 229,675,759.00            | 32,442,325.56               | 25,278,789.90              | 28,064,668.69               | 0.00                       | 85,783,764.15      | 29,256,653.41               | 24,294,178.89              | 23,972,793.47               | 0.00                       | 77,523,625.77      | 0.00             | 143,891,994.85         | 1,202,110.91                       | 7,058,027.47 |
| PS   |           | 59,642,000.00             | (12,028,359.00)                   | 47,613,641.00           | 59,902,862.00       | 11,767,497.00  | 0.00        | 0.00          | 59,902,862.00             | 11,767,497.00               | 16,493,351.50              | 16,547,600.29               | 0.00                       | 51,884,028.24      | 18,720,280.45               | 16,499,692.86              | 16,605,093.43               | 0.00                       | 51,825,066.74      | 0.00             | 19,786,330.76          | 58,961.50                          | 0.00         |
| MOOE   |           | 170,406,000.00            | (17,040,600.00)                   | 153,365,400.00          | 153,365,400.00      | 0.00   | 0.00        | 0.00          | 153,365,400.00            | 8,959,249.11                | 6,783,418.40               | 11,517,068.40               | 0.00                       | 29,259,735.91      | 5,896,372.96                | 7,794,486.03               | 7,367,700.04                | 0.00                       | 21,058,559.03      | 0.00             | 124,105,664.09         | 1,143,149.41                       | 7,058,027.47 |
| CO   |           | 4,640,000.00              | 0.00                              | 4,640,000.00            | 4,640,000.00        | 0.00   | 0.00        | 0.00          | 4,640,000.00              | 4,640,000.00                | 0.00                       | 0.00                        | 0.00                       | 4,640,000.00       | 4,640,000.00                | 0.00                       | 0.00                        | 0.00                       | 4,640,000.00       | 0.00             | 0.00                   | 0.00                               | 0.00         |
| Recapitulation by OO:                            |           |                           |                                   |                         |                     |  |             |               |                           |                             |                            |                             |                            |                    |                             |                            |                             |                            |                    |                  |                        |                                    |              |
| I. Agency Specific Budget                        |           | 125,122,000.00            | 13,819,783.00                     | 138,941,783.00          | 114,662,100.00      | 13,819,783.00  | 0.00        | 0.00          | 128,481,883.00            | 15,200,783.38               | 14,578,613.43              | 14,633,821.16               | 0.00                       | 44,413,217.97      | 12,048,841.23               | 14,139,298.92              | 13,239,749.78               | 0.00                       | 39,427,889.93      | 10,459,900.00    | 84,068,665.03          | 919,658.48                         | 4,065,689.56 |
| REGULATORY AND ENFORCEMENT PROGRAM               |           | 125,122,000.00            | 13,819,783.00                     | 138,941,783.00          | 114,662,100.00      | 13,819,783.00  | 0.00        | 0.00          | 128,481,883.00            | 15,200,783.38               | 14,578,613.43              | 14,633,821.16               | 0.00                       | 44,413,217.97      | 12,048,841.23               | 14,139,298.92              | 13,239,749.78               | 0.00                       | 39,427,889.93      | 10,459,900.00    | 84,068,665.03          | 919,658.48                         | 4,065,689.56 |

This report was generated using the Unified Reporting System on 27/10/2020 15:59 version FAR1 1.5 ; Status SUBMITTED


Certified Correct:

Sgd.   
 KRISTEL B. CASINO  
 ADMINISTRATIVE OFFICER V  
 Date: 2020-10-27 14:31:52.0


Certified Correct:

Sgd.   
 TEODULO C. LORENZO  
 ACCOUNTANT III  
 Date: 2020-10-27 14:31:52.0

Recommending Approval:

Sgd.   
 ATTY. JOHN HENRY D. NAGA  
 DEPUTY PRIVACY COMMISSIONER AND OIC-DIRECTOR IV, FAO  
 Date: 2020-10-27 15:40

Approved By:

  
 RAYMUND E. LIBORO  
 PRIVACY COMMISSIONER  
 Date: 2020-10-27 15:42