

SUMMARY OF APPROPRIATIONS, ALLOTMENTS, OBLIGATIONS AND BALANCES BY OBJECT OF EXPENDITURES
As of the Quarter Ending June 30, 2018

Department: Department of Information and Communications Technology
 Agency: National Privacy Commission
 Operating Unit: N/A
 Organization Code (UACS): 370030000000
 Fund Cluster: 01 - Regular Agency Fund

Authorization: 01 - Current Year Appropriations
 Report Status: SUBMITTED

Particulars	UACS CODE	Appropriation			Allotments					Current Year Obligations					Current Year Disbursements					Balances				
		Authorized Appropriation	Adjustments (Transfer (To)/From, Reallignment)	Adjusted Appropriations	Allotments Received	Adjustments (Withdrawal, Reallignment)	Transfer To	Transfer From	Adjusted Total Allotments	1st Quarter Ending March 31	2nd Quarter Ending June 30	3rd Quarter Ending Sept. 30	4th Quarter Ending Dec. 31	Total	1st Quarter Ending March 31	2nd Quarter Ending June 30	3rd Quarter Ending Sept. 30	4th Quarter Ending Dec. 31	Total	Unreleased Appropriations	Unobligated Allotment	Unpaid Obligations (15-20) = (23+24)		
1	2	3	4	5=(3+4)	6	7	8	9	10=[(6+)-(7)-8+9]	11	12	13	14	15=(11+12+13+14)	16	17	18	19	20=(16+17+18+19)	21=(5-10)	22=(10-15)	23	24	
I. Agency Specific Budget																								
Specific Budgets of National Government Agencies	01101101	150,826,000.00		150,826,000.00	150,826,000.00				150,826,000.00	28,674,852.46	36,740,667.25			65,415,519.71	20,401,904.07	42,120,036.44			62,521,940.51		85,410,480.29	728,479.20	2,165,100.00	
Personnel Services		49,746,000.00		49,746,000.00	49,746,000.00				49,746,000.00	10,271,751.69	13,763,217.22			24,034,968.91	10,271,751.69	13,763,217.22			24,034,968.91		25,711,031.09			
Salaries and Wages	5010100000	38,384,000.00	(359,084.00)	38,024,916.00	38,384,000.00	(359,084.00)			38,024,916.00	9,036,888.61	9,722,316.59			18,759,205.20	9,036,888.61	9,722,316.59			18,759,205.20		19,265,710.80			
Salaries and Wages - Regular	5010101000	38,384,000.00	(359,084.00)	38,024,916.00	38,384,000.00	(359,084.00)			38,024,916.00	9,036,888.61	9,722,316.59			18,759,205.20	9,036,888.61	9,722,316.59			18,759,205.20		19,265,710.80			
Basic Salary - Civilian	5010101001	38,384,000.00	(359,084.00)	38,024,916.00	38,384,000.00	(359,084.00)			38,024,916.00	9,036,888.61	9,722,316.59			18,759,205.20	9,036,888.61	9,722,316.59			18,759,205.20		19,265,710.80			
Other Compensation	5010200000	10,835,000.00	359,084.00	11,194,084.00	10,835,000.00	359,084.00			11,194,084.00	1,113,227.27	3,906,815.46			5,020,042.73	1,113,227.27	3,906,815.46			5,020,042.73		6,174,041.27			
Personal Economic Relief Allowance (PERA)	5010201000	1,608,000.00		1,608,000.00	1,608,000.00				1,608,000.00	362,727.27	388,545.46			751,272.73	362,727.27	388,545.46			751,272.73		856,727.27			
PERA - Civilian	5010201001	1,608,000.00		1,608,000.00	1,608,000.00				1,608,000.00	362,727.27	388,545.46			751,272.73	362,727.27	388,545.46			751,272.73		856,727.27			
Representation Allowance (RA)	5010202000	912,000.00		912,000.00	912,000.00				912,000.00	297,500.00	357,500.00			655,000.00	297,500.00	357,500.00			655,000.00		257,000.00			
Representation Allowance (RA)	5010202000	912,000.00		912,000.00	912,000.00				912,000.00	297,500.00	357,500.00			655,000.00	297,500.00	357,500.00			655,000.00		257,000.00			
Transportation Allowance (TA)	5010203000	912,000.00		912,000.00	912,000.00				912,000.00	135,000.00	163,000.00			298,000.00	135,000.00	163,000.00			298,000.00		614,000.00			
Transportation Allowance (TA)	5010203001	912,000.00		912,000.00	912,000.00				912,000.00	135,000.00	163,000.00			298,000.00	135,000.00	163,000.00			298,000.00		614,000.00			
Clothing/Uniform Allowance	5010204000	335,000.00	49,000.00	384,000.00	335,000.00	49,000.00			384,000.00	318,000.00	30,000.00			348,000.00	318,000.00	30,000.00			348,000.00		36,000.00			
Clothing/Uniform Allowance - Civilian	5010204001	335,000.00	49,000.00	384,000.00	335,000.00	49,000.00			384,000.00	318,000.00	30,000.00			348,000.00	318,000.00	30,000.00			348,000.00		36,000.00			
Year End Bonus	5010214000	3,199,000.00		3,199,000.00	3,199,000.00				3,199,000.00													3,199,000.00		
Bonus - Civilian	5010214001	3,199,000.00		3,199,000.00	3,199,000.00				3,199,000.00													3,199,000.00		
Cash Gift	5010215000	335,000.00		335,000.00	335,000.00				335,000.00													335,000.00		
Cash Gift - Civilian	5010215001	335,000.00		335,000.00	335,000.00				335,000.00													335,000.00		
Other Bonuses and Allowances	5010299000	3,534,000.00	310,084.00	3,844,084.00	3,534,000.00	310,084.00			3,844,084.00		2,967,770.00			2,967,770.00		2,967,770.00			2,967,770.00		876,314.00			
Productivity Enhancement Incentive - Civilian	5010299012	335,000.00		335,000.00	335,000.00				335,000.00													335,000.00		
Mid-Year Bonus - Civilian	5010299036	3,199,000.00	310,084.00	3,509,084.00	3,199,000.00	310,084.00			3,509,084.00		2,967,770.00			2,967,770.00		2,967,770.00			2,967,770.00		541,314.00			
Personnel Benefit Contributions	5010300000	431,000.00		431,000.00	431,000.00				431,000.00	121,635.81	134,085.17			255,720.98	121,635.81	134,085.17			255,720.98		175,279.02			
Pag-IBIG Contributions	5010302000	80,000.00		80,000.00	80,000.00				80,000.00	18,300.00	20,200.00			38,500.00	18,300.00	20,200.00			38,500.00		41,500.00			
Pag-IBIG - Civilian	5010302001	80,000.00		80,000.00	80,000.00				80,000.00	18,300.00	20,200.00			38,500.00	18,300.00	20,200.00			38,500.00		41,500.00			
PhilHealth Contributions	5010303000	271,000.00		271,000.00	271,000.00				271,000.00	85,135.81	93,985.17			179,120.98	85,135.81	93,985.17			179,120.98		91,879.02			
PhilHealth - Civilian	5010303001	271,000.00		271,000.00	271,000.00				271,000.00	85,135.81	93,985.17			179,120.98	85,135.81	93,985.17			179,120.98		91,879.02			
Employees Compensation Insurance Premiums (ECIP)	5010304000	80,000.00		80,000.00	80,000.00				80,000.00	18,200.00	19,900.00			38,100.00	18,200.00	19,900.00			38,100.00		41,900.00			
ECIP - Civilian	5010304001	80,000.00		80,000.00	80,000.00				80,000.00	18,200.00	19,900.00			38,100.00	18,200.00	19,900.00			38,100.00		41,900.00			
Other Personnel Benefits	5010400000	96,000.00		96,000.00	96,000.00				96,000.00					96,000.00					96,000.00		96,000.00			
Other Personnel Benefits	5010499000	96,000.00		96,000.00	96,000.00				96,000.00					96,000.00					96,000.00		96,000.00			
Lump-sum for Step Increments - Length of Service	5010499010	96,000.00		96,000.00	96,000.00				96,000.00					96,000.00					96,000.00		96,000.00			

[Handwritten initials and marks]

Particulars	UACS CODE	Appropriation			Allotments				Current Year Obligations					Current Year Disbursements				Balances					
		Authorized Appropriation	Adjustments (Transfer (To)/From, Realignment)	Adjusted Appropriations	Allotments Received	Adjustments (Withdrawal, Realignment)	Transfer To	Transfer From	Adjusted Total Allotments	1st Quarter Ending March 31	2nd Quarter Ending June 30	3rd Quarter Ending Sept. 30	4th Quarter Ending Dec. 31	Total	1st Quarter Ending March 31	2nd Quarter Ending June 30	3rd Quarter Ending Sept. 30	4th Quarter Ending Dec. 31	Total	Unreleased Appropriations	Unobligated Allotment	Unpaid Obligations (15-20) = (23+24)	
										10=[6+(-7)+8+9]	11	12	13		14	15=[(11+12+13+14)]	16	17				18	19
Maintenance and Other Operating Expenses		101,080,000.00		101,080,000.00	101,080,000.00			101,080,000.00	18,403,100.77	22,977,450.03			41,380,550.80	10,130,152.38	28,356,819.22			38,486,971.60		59,699,449.20	728,479.20	2,165,100.00	
Traveling Expenses	502010000	8,174,000.00		8,174,000.00	8,174,000.00			8,174,000.00	1,525,725.84	1,327,178.52			2,852,904.36	1,523,030.84	1,328,538.94			2,851,569.78		5,321,095.64	1,334.58		
Traveling Expenses - Local	5020101000	4,874,000.00	(1,000,000.00)	3,874,000.00	4,874,000.00	(1,000,000.00)		3,874,000.00	425,750.50	198,495.00			624,245.50	423,055.50	199,855.42			622,910.92		3,249,754.50	1,334.58		
Traveling Expenses - Foreign	5020102000	3,300,000.00	1,000,000.00	4,300,000.00	3,300,000.00	1,000,000.00		4,300,000.00	1,099,975.34	1,128,683.52			2,228,658.86	1,099,975.34	1,128,683.52			2,228,658.86		2,071,341.14			
Training and Scholarship Expenses	5020200000	3,758,000.00		3,758,000.00	3,758,000.00			3,758,000.00	22,240.00	142,035.22			164,275.22	22,240.00	110,315.22			132,555.22		3,593,724.78	31,720.00		
Training Expenses	5020201000	3,758,000.00		3,758,000.00	3,758,000.00			3,758,000.00	22,240.00	142,035.22			164,275.22	22,240.00	110,315.22			132,555.22		3,593,724.78	31,720.00		
Supplies and Materials Expenses	5020300000	10,720,000.00	(1,000,000.00)	9,720,000.00	10,720,000.00	(1,000,000.00)		9,720,000.00	267,029.79	3,141,515.58			3,408,545.37	267,029.79	3,124,800.14			3,391,829.93		6,311,454.83	16,715.44		
Office Supplies Expenses	5020301000	4,727,000.00	(2,500,000.00)	2,227,000.00	4,727,000.00	(2,500,000.00)		2,227,000.00	43,905.15	1,195,718.42			1,239,623.57	43,905.15	1,193,518.42			1,237,423.57		987,376.43	2,200.00		
Accountable Forms Expenses	5020302000	60,000.00		60,000.00	60,000.00			60,000.00	802.58	840.00			1,642.58	802.58	840.00			1,642.58		58,357.42			
Fuel, Oil and Lubricants Expenses	5020309000	1,955,000.00		1,955,000.00	1,955,000.00			1,955,000.00	136,858.64	135,593.40			272,452.04	136,858.64	135,593.40			272,452.04		1,682,547.96			
Semi-Expendable Machinery and Equipment Expenses	5020321000	2,778,000.00	(1,500,000.00)	1,278,000.00	2,778,000.00	(1,500,000.00)		1,278,000.00	7,413.50	337,462.27			344,875.77	7,413.50	325,512.27			332,925.77		933,124.23	11,950.00		
Semi-Expendable Furniture, Fixtures and Books Expenses	5020322000	500,000.00		500,000.00	500,000.00			500,000.00		1,287.56			1,287.56		1,287.56			1,287.56		498,712.44			
Other Supplies and Materials Expenses	5020399000	700,000.00	3,000,000.00	3,700,000.00	700,000.00	3,000,000.00		3,700,000.00	78,049.92	1,470,613.93			1,548,663.85	78,049.92	1,468,048.49			1,546,098.41		2,151,336.15	2,565.44		
Utility Expenses	5020400000	4,850,000.00	6,500,000.00	11,350,000.00	4,850,000.00	6,500,000.00		11,350,000.00	22,353.30	4,053,829.60			4,076,182.90	22,353.30	4,053,829.60			4,076,182.90		7,273,817.10			
Water Expenses	5020401000	350,000.00		350,000.00	350,000.00			350,000.00		138,065.78			160,419.08		138,065.78			160,419.08		189,580.92			
Electricity Expenses	5020402000	4,500,000.00	6,500,000.00	11,000,000.00	4,500,000.00	6,500,000.00		11,000,000.00		3,915,763.82			3,915,763.82		3,915,763.82			3,915,763.82		7,084,236.18			
Communication Expenses	5020500000	3,018,000.00	50,000.00	3,068,000.00	3,018,000.00	50,000.00		3,068,000.00	212,700.00	167,600.00			380,300.00	212,700.00	167,600.00			380,300.00		2,687,700.00			
Postage and Courier Services	5020501000	264,000.00		264,000.00	264,000.00			264,000.00	65,250.00	11,850.00			77,100.00	65,250.00	11,850.00			77,100.00		186,900.00			
Telephone Expenses	5020502000	1,464,000.00	50,000.00	1,514,000.00	1,464,000.00	50,000.00		1,514,000.00	147,450.00	155,750.00			303,200.00	147,450.00	155,750.00			303,200.00		1,210,800.00			
Internet Subscription Expenses	5020503000	1,200,000.00		1,200,000.00	1,200,000.00			1,200,000.00												1,200,000.00			
Cable, Satellite, Telegraph and Radio Expenses	5020504000	90,000.00		90,000.00	90,000.00			90,000.00												90,000.00			
Awards/Rewards and Prizes	5020600000	500,000.00		500,000.00	500,000.00			500,000.00												500,000.00			
Survey, Research, Exploration and Development Expenses	5020700000	800,000.00		800,000.00	800,000.00			800,000.00												800,000.00			

Handwritten signatures and initials.

Particulars	UACS CODE	Appropriation			Allotments					Current Year Obligations					Current Year Disbursements					Balances				
		Authorized Appropriation	Adjustments (Transfer To)/From, Realignmt)	Adjusted Appropriations	Allotments Received	Adjustments (Withdrawal, Realignmt)	Transfer To	Transfer From	Adjusted Total Allotments	1st Quarter Ending March 31	2nd Quarter Ending June 30	3rd Quarter Ending Sept. 30	4th Quarter Ending Dec. 31	Total	1st Quarter Ending March 31	2nd Quarter Ending June 30	3rd Quarter Ending Sept. 30	4th Quarter Ending Dec. 31	Total	Unreleased Appropriations	Unobligated Allotment	Unpaid Obligations (15-20) = (23+24)		
																						Due and Demandable	Not Yet Due and Demandable	
1	2	3	4	5=(3+4)	6	7	8	9	10=[(6+)-(7)-8+9]	11	12	13	14	15= (11+12+13+14)	16	17	18	19	20= (16+17+18+19)	21=(5-10)	22=(10-15)	23	24	
Survey Expenses	5020701000	800,000.00		800,000.00	800,000.00				800,000.00													800,000.00		
Survey Expenses	5020701000	800,000.00		800,000.00	800,000.00				800,000.00													800,000.00		
Confidential, Intelligence and Extraordinary Expenses	5021000000	1,755,000.00		1,755,000.00	1,755,000.00				1,755,000.00	217,200.00	284,700.00			501,900.00	217,200.00	284,700.00			501,900.00			1,253,100.00		
Confidential Expenses	5021001000	600,000.00		600,000.00	600,000.00				600,000.00													600,000.00		
Confidential Expenses	5021001000	600,000.00		600,000.00	600,000.00				600,000.00													600,000.00		
Extraordinary and Miscellaneous Expenses	5021003000	1,155,000.00		1,155,000.00	1,155,000.00				1,155,000.00	217,200.00	284,700.00			501,900.00	217,200.00	284,700.00			501,900.00			653,100.00		
Extraordinary and Miscellaneous Expenses	5021003000	1,155,000.00		1,155,000.00	1,155,000.00				1,155,000.00	217,200.00	284,700.00			501,900.00	217,200.00	284,700.00			501,900.00			653,100.00		
Professional Services	5021100000	11,200,000.00	(5,000,000.00)	6,200,000.00	11,200,000.00	(5,000,000.00)			6,200,000.00	80,216.01	937,442.82			1,017,658.83	80,216.01	500,788.64			581,004.65			5,182,341.17	436,654.18	
Legal Services	5021101000	500,000.00	(200,000.00)	300,000.00	500,000.00	(200,000.00)			300,000.00													300,000.00		
Legal Services	5021101000	500,000.00	(200,000.00)	300,000.00	500,000.00	(200,000.00)			300,000.00													300,000.00		
Auditing Services	5021102000	700,000.00		700,000.00	700,000.00				700,000.00	14,216.01	87,275.68			101,491.69	14,216.01	75,705.07			89,921.08			598,508.31	11,570.61	
Auditing Services	5021102000	700,000.00		700,000.00	700,000.00				700,000.00	14,216.01	87,275.68			101,491.69	14,216.01	75,705.07			89,921.08			598,508.31	11,570.61	
Consultancy Services	5021103000	5,500,000.00	(4,300,000.00)	1,200,000.00	5,500,000.00	(4,300,000.00)			1,200,000.00													1,200,000.00		
Consultancy Services	5021103002	5,500,000.00	(4,300,000.00)	1,200,000.00	5,500,000.00	(4,300,000.00)			1,200,000.00													1,200,000.00		
Other Professional Services	5021199000	4,500,000.00	(500,000.00)	4,000,000.00	4,500,000.00	(500,000.00)			4,000,000.00	66,000.00	850,167.14			916,167.14	66,000.00	425,083.57			491,083.57			3,083,832.86	425,083.57	
Other Professional Services	5021199000	4,500,000.00	(500,000.00)	4,000,000.00	4,500,000.00	(500,000.00)			4,000,000.00	66,000.00	850,167.14			916,167.14	66,000.00	425,083.57			491,083.57			3,083,832.86	425,083.57	
General Services	5021200000	4,345,000.00	(3,100,000.00)	1,245,000.00	4,345,000.00	(3,100,000.00)			1,245,000.00		5,419.20			5,419.20		5,419.20			5,419.20			1,239,580.80		
Janitorial Services	5021202000	1,200,000.00	(1,000,000.00)	200,000.00	1,200,000.00	(1,000,000.00)			200,000.00													200,000.00		
Janitorial Services	5021202000	1,200,000.00	(1,000,000.00)	200,000.00	1,200,000.00	(1,000,000.00)			200,000.00													200,000.00		
Security Services	5021203000	1,600,000.00	(1,100,000.00)	500,000.00	1,600,000.00	(1,100,000.00)			500,000.00													500,000.00		
Security Services	5021203000	1,600,000.00	(1,100,000.00)	500,000.00	1,600,000.00	(1,100,000.00)			500,000.00													500,000.00		
Other General Services	5021299000	1,545,000.00	(1,000,000.00)	545,000.00	1,545,000.00	(1,000,000.00)			545,000.00		5,419.20			5,419.20		5,419.20			5,419.20			539,580.80		
Other General Services	5021299099	1,545,000.00	(1,000,000.00)	545,000.00	1,545,000.00	(1,000,000.00)			545,000.00		5,419.20			5,419.20		5,419.20			5,419.20			539,580.80		
Repairs and Maintenance	5021300000	4,185,000.00	(3,350,000.00)	835,000.00	4,185,000.00	(3,350,000.00)			835,000.00	22,734.15	26,030.50			48,764.65	22,734.15	26,030.50			48,764.65			786,235.35		
Repairs and Maintenance - Machinery and Equipment	5021305000	240,000.00	(100,000.00)	140,000.00	240,000.00	(100,000.00)			140,000.00													140,000.00		
Office Equipment	5021305002	120,000.00	(50,000.00)	70,000.00	120,000.00	(50,000.00)			70,000.00													70,000.00		
Information and Communication Technology Equipment	5021305003	120,000.00	(50,000.00)	70,000.00	120,000.00	(50,000.00)			70,000.00													70,000.00		
Repairs and Maintenance - Transportation Equipment	5021306000	250,000.00		250,000.00	250,000.00				250,000.00	22,734.15	26,030.50			48,764.65	22,734.15	26,030.50			48,764.65			201,235.35		
Motor Vehicles	5021306001	250,000.00		250,000.00	250,000.00				250,000.00	22,734.15	26,030.50			48,764.65	22,734.15	26,030.50			48,764.65			201,235.35		
Repairs and Maintenance - Furniture and Fixtures	5021307000	100,000.00		100,000.00	100,000.00				100,000.00													100,000.00		
Repairs and Maintenance - Furniture and Fixtures	5021307000	100,000.00		100,000.00	100,000.00				100,000.00													100,000.00		
Repairs and Maintenance - Leased Assets	5021308000	1,000,000.00	(1,000,000.00)		1,000,000.00	(1,000,000.00)																		
Repairs and Maintenance - Leased Assets	5021308000	1,000,000.00	(1,000,000.00)		1,000,000.00	(1,000,000.00)																		
Repairs and Maintenance - Leased Assets Improvements	5021309000	2,500,000.00	(2,250,000.00)	250,000.00	2,500,000.00	(2,250,000.00)			250,000.00													250,000.00		
Other Leased Assets Improvements	5021309099	2,500,000.00	(2,250,000.00)	250,000.00	2,500,000.00	(2,250,000.00)			250,000.00													250,000.00		
Repairs and Maintenance - Semi-Expendable Machinery and Equipment	5021321000	50,000.00		50,000.00	50,000.00				50,000.00													50,000.00		
Repairs and Maintenance - Semi-Expendable Machinery and Equipment	5021321000	50,000.00		50,000.00	50,000.00				50,000.00													50,000.00		


Handwritten initials and marks at the bottom right of the page.

Particulars	UACS CODE	Appropriation			Allotments					Current Year Obligations					Current Year Disbursements					Balances				
		Authorized Appropriation	Adjustments (To)/From, Realignment)	Adjusted Appropriations	Allotments Received	Adjustments (Withdrawal, Realignment)	Transfer To	Transfer From	Adjusted Total Allotments	1st Quarter Ending March 31	2nd Quarter Ending June 30	3rd Quarter Ending Sept. 30	4th Quarter Ending Dec. 31	Total	1st Quarter Ending March 31	2nd Quarter Ending June 30	3rd Quarter Ending Sept. 30	4th Quarter Ending Dec. 31	Total	Unreleased Appropriations	Unobligated Allotment	Unpaid Obligations (15-20) = (23+24)		
																						Due and Demandable	Not Yet Due and Demandable	
1	2	3	4	5=(3+4)	6	7	8	9	10=[(6+(-7)-8)+9]	11	12	13	14	15= (11+12+13+14)	16	17	18	19	20= (16+17+18+19)	21=(5-10)	22=(10-15)	23	24	
Repairs and Maintenance - Semi-Expendable Furniture, Fixtures and Books	5021322000	45,000.00		45,000.00	45,000.00				45,000.00														45,000.00	
Repairs and Maintenance - Semi-Expendable Furniture, Fixtures and Books	5021322000	45,000.00		45,000.00	45,000.00				45,000.00														45,000.00	
Taxes, Insurance Premiums and Other Fees	5021500000	980,000.00	(100,000.00)	880,000.00	980,000.00	(100,000.00)			880,000.00	181,200.00	25,759.85			206,959.85	181,200.00	25,759.85			206,959.85			673,040.15		
Taxes, Duties and Licenses	5021501000	80,000.00		80,000.00	80,000.00				80,000.00	1,200.00	500.00			1,700.00	1,200.00	500.00			1,700.00			78,300.00		
Taxes, Duties and Licenses	5021501001	80,000.00		80,000.00	80,000.00				80,000.00	1,200.00	500.00			1,700.00	1,200.00	500.00			1,700.00			78,300.00		
Fidelity Bond Premiums	5021502000	500,000.00		500,000.00	500,000.00				500,000.00	180,000.00				180,000.00	180,000.00				180,000.00			320,000.00		
Fidelity Bond Premiums	5021502000	500,000.00		500,000.00	500,000.00				500,000.00	180,000.00				180,000.00	180,000.00				180,000.00			320,000.00		
Insurance Expenses	5021503000	400,000.00	(100,000.00)	300,000.00	400,000.00	(100,000.00)			300,000.00		25,259.85			25,259.85		25,259.85			25,259.85			274,740.15		
Insurance Expenses	5021503000	400,000.00	(100,000.00)	300,000.00	400,000.00	(100,000.00)			300,000.00		25,259.85			25,259.85		25,259.85			25,259.85			274,740.15		
Labor and Wages	5021600000	12,000,000.00		12,000,000.00	12,000,000.00				12,000,000.00	2,611,218.05	4,041,455.72			6,652,673.77	2,611,218.05	4,041,455.72			6,652,673.77			5,347,326.23		
Labor and Wages	5021601000	12,000,000.00		12,000,000.00	12,000,000.00				12,000,000.00	2,611,218.05	4,041,455.72			6,652,673.77	2,611,218.05	4,041,455.72			6,652,673.77			5,347,326.23		
Labor and Wages	5021601000	12,000,000.00		12,000,000.00	12,000,000.00				12,000,000.00	2,611,218.05	4,041,455.72			6,652,673.77	2,611,218.05	4,041,455.72			6,652,673.77			5,347,326.23		
Other Maintenance and Operating Expenses	5029900000	34,795,000.00	6,000,000.00	40,795,000.00	34,795,000.00	6,000,000.00			40,795,000.00	13,240,483.63	8,824,483.02			22,064,966.65	4,970,230.24	14,687,581.41			19,657,811.65			18,730,033.35	242,055.00	2,165,100.00
Advertising Expenses	5029901000	5,500,000.00	(1,650,000.00)	3,850,000.00	5,500,000.00	(1,650,000.00)			3,850,000.00													3,850,000.00		
Advertising Expenses	5029901000	5,500,000.00	(1,650,000.00)	3,850,000.00	5,500,000.00	(1,650,000.00)			3,850,000.00													3,850,000.00		
Printing and Publication Expenses	5029902000	4,750,000.00	950,000.00	5,700,000.00	4,750,000.00	950,000.00			5,700,000.00	79,090.00	3,225,205.00			3,304,295.00	13,090.00	1,366,105.00			1,379,195.00			2,395,705.00		1,925,100.00
Printing and Publication Expenses	5029902000	4,750,000.00	950,000.00	5,700,000.00	4,750,000.00	950,000.00			5,700,000.00	79,090.00	3,225,205.00			3,304,295.00	13,090.00	1,366,105.00			1,379,195.00			2,395,705.00		1,925,100.00
Representation Expenses	5029903000	6,095,000.00	6,800,000.00	12,895,000.00	6,095,000.00	6,800,000.00			12,895,000.00	7,331,455.84	791,775.02			8,123,230.86	2,013,185.24	5,867,990.62			7,881,175.86			4,771,769.14	242,055.00	
Representation Expenses	5029903000	6,095,000.00	6,800,000.00	12,895,000.00	6,095,000.00	6,800,000.00			12,895,000.00	7,331,455.84	791,775.02			8,123,230.86	2,013,185.24	5,867,990.62			7,881,175.86			4,771,769.14	242,055.00	
Transportation and Delivery Expenses	5029904000	150,000.00	(100,000.00)	50,000.00	150,000.00	(100,000.00)			50,000.00													50,000.00		
Transportation and Delivery Expenses	5029904000	150,000.00	(100,000.00)	50,000.00	150,000.00	(100,000.00)			50,000.00													50,000.00		
Rent/Lease Expenses	5029905000	12,000,000.00		12,000,000.00	12,000,000.00				12,000,000.00	3,020,941.64	4,796,923.00			7,817,864.64	134,958.85	7,442,905.79			7,577,864.64			4,182,135.36		240,000.00
Rents - Building and Structures	5029905001	10,000,000.00		10,000,000.00	10,000,000.00				10,000,000.00	2,983,580.45	4,423,156.02			7,406,736.47	126,958.85	7,279,777.62			7,406,736.47			2,593,263.53		
Rents - Motor Vehicles	5029905003	1,000,000.00		1,000,000.00	1,000,000.00				1,000,000.00													1,000,000.00		
Rents - Equipment	5029905004	1,000,000.00		1,000,000.00	1,000,000.00				1,000,000.00	37,361.19	373,766.98			411,128.17	8,000.00	163,128.17			171,128.17			588,871.83		240,000.00
Membership Dues and Contributions to Organizations	5029906000	600,000.00		600,000.00	600,000.00				600,000.00													600,000.00		
Membership Dues and Contributions to Organizations	5029906000	600,000.00		600,000.00	600,000.00				600,000.00													600,000.00		
Subscription Expenses	5029907000	5,200,000.00		5,200,000.00	5,200,000.00				5,200,000.00	2,795,496.15				2,795,496.15	2,795,496.15				2,795,496.15			2,404,503.85		
ICT Software Subscription	5029907001	5,200,000.00		5,200,000.00	5,200,000.00				5,200,000.00	2,795,496.15				2,795,496.15	2,795,496.15				2,795,496.15			2,404,503.85		
Other Maintenance and Operating Expenses	5029999000	500,000.00		500,000.00	500,000.00				500,000.00	13,500.00	10,580.00			24,080.00	13,500.00	10,580.00			24,080.00			475,920.00		
Other Maintenance and Operating Expenses	5029999000	500,000.00		500,000.00	500,000.00				500,000.00	13,500.00	10,580.00			24,080.00	13,500.00	10,580.00			24,080.00			475,920.00		
Pension and Gratuity Fund	01101407		622,272.00	622,272.00	622,272.00				622,272.00		622,272.00			622,272.00		622,272.00			622,272.00			622,272.00		
Personnel Services			622,272.00	622,272.00	622,272.00				622,272.00		622,272.00			622,272.00		622,272.00			622,272.00			622,272.00		
Other Personnel Benefits	5010400000		622,272.00	622,272.00	622,272.00				622,272.00		622,272.00			622,272.00		622,272.00			622,272.00			622,272.00		
Terminal Leave Benefits	5010403000		622,272.00	622,272.00	622,272.00				622,272.00		622,272.00			622,272.00		622,272.00			622,272.00			622,272.00		
Terminal Leave Benefits - Civilian	5010403001		622,272.00	622,272.00	622,272.00				622,272.00		622,272.00			622,272.00		622,272.00			622,272.00			622,272.00		
II. Automatic Appropriations																								
Retirement and Life Insurance Premiums	01104102	4,607,000.00		4,607,000.00	4,607,000.00				4,607,000.00	1,083,590.51	1,192,250.44			2,275,840.95	1,083,590.51	1,192,250.44			2,275,840.95			2,331,159.05		
Personnel Services		4,607,000.00		4,607,000.00	4,607,000.00				4,607,000.00	1,083,590.51	1,192,250.44			2,275,840.95	1,083,590.51	1,192,250.44			2,275,840.95			2,331,159.05		
Personnel Benefit Contributions	5010300000	4,607,000.00		4,607,000.00	4,607,000.00				4,607,000.00	1,083,590.51	1,192,250.44			2,275,840.95	1,083,590.51	1,192,250.44			2,275,840.95			2,331,159.05		
Retirement and Life Insurance Premiums	5010301000	4,607,000.00		4,607,000.00	4,607,000.00				4,607,000.00	1,083,590.51	1,192,250.44			2,275,840.95	1,083,590.51	1,192,250.44			2,275,840.95			2,331,159.05		

[Handwritten initials and marks]


Particulars	UACS CODE	Appropriation			Allotments			Current Year Obligations					Current Year Disbursements					Balances					
		Authorized Appropriation	Adjustments (Transfer To)/From, Realignment	Adjusted Appropriations	Allotments Received	Adjustments (Withdrawal, Realignment)	Transfer To	Transfer From	Adjusted Total Allotments	1st Quarter Ending March 31	2nd Quarter Ending June 30	3rd Quarter Ending Sept. 30	4th Quarter Ending Dec. 31	Total	1st Quarter Ending March 31	2nd Quarter Ending June 30	3rd Quarter Ending Sept. 30	4th Quarter Ending Dec. 31	Total	Unreleased Appropriations	Unobligated Allotment	Unpaid Obligations (15-20) = (23+24)	
1	2	3	4	5=(3+4)	6	7	8	9	10=[(6+(-)7)-8+9]	11	12	13	14	15= (11+12+13+14)	16	17	18	19	20= (16+17+18+19)	21=(5-10)	22=(10-15)	23	24
Retirement and Life Insurance Premiums	5010301000	4,607,000.00		4,607,000.00	4,607,000.00				4,607,000.00	1,083,590.51	1,192,250.44			2,275,840.95	1,083,590.51	1,192,250.44			2,275,840.95		2,331,159.05		
GRAND TOTAL																							
Grand Total		155,433,000.00	622,272.00	156,055,272.00	156,055,272.00				156,055,272.00	29,758,442.97	38,555,189.69			68,313,632.66	21,485,494.58	43,934,558.88			65,420,053.46	87,741,639.34	728,479.20	2,165,100.00	

Certified Correct:


 Bautista, Monalisa
 Agency Budget Officer

Date: 11/Jul/2018

Certified Correct:


TEODORO C. LORENZO
 Accountant III
 Agency Chief Accountant


Date:

Recommended By:


BELMA G. MARTINEZ
 OIC - DIRECTOR FINANCE AND ADMINISTRATIVE OFFICE
 NATIONAL PRIVACY COMMISSION
 Director, FMS

Date: 11/Jul/2018

Approved By:


 Liboro, Raymund
 Head of Agency or Authorized Representative
 Date: 11/Jul/2018