

**STATEMENT OF APPROPRIATIONS, ALLOTMENTS, OBLIGATIONS, DISBURSEMENTS AND BALANCES**

As of the Quarter Ending December 31, 2017

FAR No. 1

Department: Department of Information and Communications Technology  
 Agency/Operating Unit : NATIONAL PRIVACY COMMISSION  
 Organizational Code :  
 Funding Source Code: 01101406/ 01101101

x	Current Year Appropriations
	Supplemental Appropriations
	Continuing Appropriations

Particulars	Appropriations			Allotment			Current Year Obligations					Current Year Disbursements					Balances			
	Authorized Appropriation	Adj.	Adjusted Appropriations	Allotments Received		Adjusted Total Allotments	1st Quarter ending March 31	2nd Quarter ending June 30	3rd Quarter ending Sept. 30	4th Quarter ending Dec. 31	Total	1st Quarter ending March 31	2nd Quarter ending June 30	3rd Quarter ending Sept. 30	4th Quarter ending Dec. 31	Total	Unreleased Appro.	Unobligated Allotment	Unpaid Obligations/ Not yet due and Demandable	
1	2	3	(2+3)=4	5	6	7	8 = (6+7)	9	10	11	12	13= (9+10+11+12)	14	15	16	17	18= (14+15+16+17)	19= (4-8)	20= (8-13)	21= (13-18)
<b>I. Agency Specific Budget</b>																				
Specific Budget of NGA																				
<b>1. General Admin. And Support</b>																				
General Admin. And Support Services	130,473,000.00	-	130,473,000.00	130,473,000.00	-	-	130,473,000.00	6,429,355.41	7,662,553.24	7,204,500	90,368,146	111,664,554.92	6,236,855.41	7,630,453.24	7,113,990.04	19,576,904.51	40,558,203.20	-	18,808,445.08	71,106,351.72
PS																				
MOOE	79,027,000.00		79,027,000.00	79,027,000.00			79,027,000.00	4,037,109.97	5,888,178.84	6,238,298.24	48,180,056	64,323,643.44	3,844,609.97	5,836,078.84	6,147,788.44	18,789,374.51	34,617,851.76	-	14,703,356.56	29,705,791.88
CO	51,446,000.00		51,446,000.00	51,446,000.00			51,446,000.00	2,392,245.44	1,794,374.40	966,201.60	42,188,090	47,340,911.48	2,392,245.44	1,794,374.40	966,201.60	787,530.00	5,940,351.44	-	4,105,088.52	41,400,560.04
<b>Operations</b>																				
MFO 1:	20,266,000.00	-	20,266,000.00	20,266,000.00	-	-	20,266,000.00	907,561.13	1,833,644.93	3,521,424.97	7,822,886	14,085,517.18	547,646.61	2,193,559.45	3,196,566.97	2,876,997.57	8,814,770.60	-	6,180,482.82	5,270,746.58
Program 1:	20,266,000.00	-	20,266,000.00	20,266,000.00	-	-	20,266,000.00	907,561.13	1,833,644.93	3,521,424.97	7,822,886	14,085,517.18	547,646.61	2,193,559.45	3,196,566.97	2,876,997.57	8,814,770.60	-	6,180,482.82	5,270,746.58
PS																				
MOOE	20,266,000.00		20,266,000.00	20,266,000.00			20,266,000.00	907,561.13	1,833,644.93	3,521,424.97	7,822,886	14,085,517.18	547,646.61	2,193,559.45	3,196,566.97	2,876,997.57	8,814,770.60	-	6,180,482.82	5,270,746.58
CO																				
<b>Sub-Total Agency Specific Budget</b>	150,739,000.00	-	150,739,000.00	150,739,000.00	-	-	150,739,000.00	7,336,916.54	9,496,198.17	10,725,924.81	98,191,032.58	125,750,072.10	6,784,602.02	9,824,012.69	10,310,557.01	22,453,902.08	49,372,973.80	-	24,988,927.90	76,377,098.30
PS																				
MOOE	99,293,000.00	-	99,293,000.00	99,293,000.00	-	-	99,293,000.00	4,944,671.10	7,701,823.77	9,759,723.21	56,002,942.54	78,409,160.62	4,392,256.58	8,029,638.29	9,344,355.41	21,666,372.08	43,432,622.36	-	20,883,839.38	34,976,538.26
CO	51,446,000.00	-	51,446,000.00	51,446,000.00	-	-	51,446,000.00	2,392,245.44	1,794,374.40	966,201.60	42,188,090.04	47,340,911.48	2,392,245.44	1,794,374.40	966,201.60	787,530.00	5,940,351.44	-	4,105,088.52	41,400,560.04
<b>II. AUTOMATIC APPROP.</b>																				
1. General Admin. And Support	4,709,900.00		4,709,900.00	4,709,900.00			4,709,900.00	636,519.64	1,062,240.35	1,111,727.33	1,321,585.54	4,132,072.86	636,519.64	1,062,240.35	1,111,727.33	1,330,543.11	4,141,030.43	-	577,827.14	(8,957.57)
Sub-Total Automatic Approp	4,709,900.00	-	4,709,900.00	4,709,900.00	-	-	4,709,900.00	636,519.64	1,062,240.35	1,111,727.33	1,321,585.54	4,132,072.86	636,519.64	1,062,240.35	1,111,727.33	1,330,543.11	4,141,030.43	-	577,827.14	(8,957.57)
<b>III. SPECIAL PURPOSE FUNDS</b>																				
Misc. Per. Benefit Fund																				
PS	51,461,449.00	-	51,461,449.00	51,461,449.00	-	-	51,461,449.00	9,390,758.18	12,958,229.63	10,197,899.34	13,489,266.66	46,036,153.81	9,369,122.48	12,911,086.35	10,266,678.32	13,304,483.66	45,851,370.81	-	5,425,295.19	184,783.00
Pension and Gratuity Fund																				
PS	897,801.00	-	897,801.00	897,801.00	-	-	897,801.00	-	330,343.00	281,726.00	285,732.00	897,801.00	-	330,343.00	281,726.00	285,732.00	897,801.00	-	-	-
Sub-Total Special Purpose Fund	52,359,250.00	-	52,359,250.00	52,359,250.00	-	-	52,359,250.00	9,390,758.18	13,288,572.63	10,479,625.34	13,774,998.66	46,933,954.81	9,369,122.48	13,241,429.35	10,548,404.32	13,590,215.66	46,749,171.81	-	5,425,295.19	184,783.00
<b>TOTAL CURRENT YEAR BUDGET / APPROPRIATIONS</b>	207,808,150.00	-	207,808,150.00	207,808,150.00	-	-	207,808,150.00	17,364,194.36	23,847,011.15	22,317,277.48	113,287,616.78	176,816,099.77	16,790,144.14	24,127,682.39	21,970,688.66	37,374,660.85	100,263,176.04	-	30,992,050.23	76,552,923.73
<b>II. PRIOR YEAR'S BUDGET</b>																				
Balance, beginning of the year																				
D. Prior Year's Obligation																				
PS																				
MOOE																				

**STATEMENT OF APPROPRIATIONS, ALLOTMENTS, OBLIGATIONS, DISBURSEMENTS AND BALANCES**


As of the Quarter Ending December 31, 2017


**FAR No. 1**


Department: Department of Information and Communications Technology  
 Agency/Operating Unit : NATIONAL PRIVACY COMMISSION  
 Organizational Code :  
 Funding Source Code: 01101406/ 01101101


x	Current Year Appropriations
	Supplemental Appropriations
	Continuing Appropriations

Particulars	Appropriations			Allotment			Current Year Obligations					Current Year Disbursements					Balances			
	Authorized Appropriation	Adj.	Adjusted Appropriations	Allotments Received	Unenc. Allot.	Unavail. Allot.	Adjusted Total Allotments	1st Quarter ending March 31	2nd Quarter ending June 30	3rd Quarter ending Sept. 30	4th Quarter ending Dec. 31	Total	1st Quarter ending March 31	2nd Quarter ending June 30	3rd Quarter ending Sept. 30	4th Quarter ending Dec. 31	Total	Unreleased Appro.	Unobligated Allotment	Unpaid Obligations/ Not yet due and Demandable
1	2	3	(2+3)=4	5	6	7	8 = (5-6+7)	9	10	11	12	13= (9+10+11+12)	14	15	16	17	18= (14+15+16+17)	19= (4-8)	20= (8-13)	21= (13-18)
<b>TOTAL PRIOR YEAR BUDGET /APPROPRIATIONS</b>	-	-	-	-	-	-	-	-	-	-	-	-	-	-	-	-	-	-	-	-
<b>SUMMARY</b>																				
<b>CURRENT YEAR</b>																				
PS	57,069,150.00	-	57,069,150.00	57,069,150.00	-	-	57,069,150.00	10,027,277.82	14,350,812.98	11,591,352.67	15,096,594.20	51,066,027.67	10,005,842.12	14,303,669.70	11,660,131.65	14,920,758.77	50,890,202.24	-	6,003,122.33	175,825.43
MOOE	99,293,000.00	-	99,293,000.00	99,293,000.00	-	-	99,293,000.00	4,944,671.10	7,701,823.77	9,759,723.21	56,002,942.54	78,409,160.62	4,392,256.58	8,029,638.29	9,344,355.41	21,666,372.08	43,432,622.36	-	20,883,839.38	34,976,538.26
CO	51,446,000.00	-	51,446,000.00	51,446,000.00	-	-	51,446,000.00	2,392,245.44	1,794,374.40	966,201.60	42,188,090.04	47,340,911.48	2,392,245.44	1,794,374.40	966,201.60	787,530.00	5,940,351.44	-	4,105,088.52	41,400,560.04
<b>PRIOR YEAR</b>																				
PS	-	-	-	-	-	-	-	-	-	-	-	-	-	-	-	-	-	-	-	-
MOOE	-	-	-	-	-	-	-	-	-	-	-	-	-	-	-	-	-	-	-	-
<b>GRAND TOTAL</b>	<b>207,808,150.00</b>	<b>-</b>	<b>207,808,150.00</b>	<b>207,808,150.00</b>	<b>-</b>	<b>-</b>	<b>207,808,150.00</b>	<b>17,364,194.36</b>	<b>23,847,011.15</b>	<b>22,317,277.48</b>	<b>113,287,616.78</b>	<b>176,816,099.77</b>	<b>16,790,144.14</b>	<b>24,127,682.39</b>	<b>21,970,688.66</b>	<b>37,374,660.85</b>	<b>100,263,176.04</b>	<b>-</b>	<b>30,992,050.23</b>	<b>76,552,923.73</b>

Prepared by:  **MONALISA G. BAUTISTA**  
Budget Officer II.

Certified Correct by:  **TEODORO C. LORENZO**  
Accountant II.

Noted by:  **BELMA G. MARTINEZ**  
OIC-Director, FAO

Approved by:  **RAYMUND E. LIBORO**  
Privacy Commissioner and Chairman