

SUMMARY OF APPROPRIATIONS, ALLOTMENTS, OBLIGATIONS, DISBURSEMENTS AND BALANCES BY OBJECT OF EXPENDITURES
As at the Quarter Ending June 30, 2022

Department : Department of Information and Communications Technology
Agency : National Privacy Commission
Operating Unit : < not applicable >
Organization Code (UACS) : 37 003 0000000
Fund Cluster : 01 Regular Agency Fund

| | |
|---|-----------------------------|
| X | Current Year Appropriations |
| | Supplemental Appropriations |
| | Continuing Appropriations |

(e.g. UACS Fund Cluster: 01-Regular Agency Fund, 02-Foreign Assisted Projects Fund, 03-Special Account-Locally Funded/Domestic Grants Fund, and 04-Special Account-Foreign Assisted/Foreign Grants Fund)

| Particulars | UACS CODE | Appropriations | | | Allotments | | | Obligations | | | | | Disbursements | | | | | Balances | | | | | |
|--|------------|---------------------------|--|-------------------------|---------------------|--|-------------|---------------|---------------------|-----------------------------|----------------------------|-----------------------------|----------------------------|------------------|-----------------------------|----------------------------|-----------------------------|----------------------------|------------------|---------------------------|------------------------|------------------------------------|----------------------------|
| | | Authorized Appropriations | Adjustments (Transfer To/From, Modifications/ Augmentations) | Adjusted Appropriations | Allotments Received | Adjustments (Reductions, Modifications/ Augmentations) | Transfer To | Transfer From | Adjusted Allotments | 1st Quarter Ending March 31 | 2nd Quarter Ending June 30 | 3rd Quarter Ending Sept. 30 | 4th Quarter Ending Dec. 31 | TOTAL | 1st Quarter Ending March 31 | 2nd Quarter Ending June 30 | 3rd Quarter Ending Sept. 30 | 4th Quarter Ending Dec. 31 | TOTAL | Unreleased Appropriations | Unobligated Allotments | Unpaid Obligations (15-20)=(23+24) | |
| | | | | | | | | | | | | | | | | | | | | | | Due and Demandable | Not Yet Due and Demandable |
| 1 | 2 | 3 | 4 | 5=(3+4) | 6 | 7 | 8 | 9 | 10=((6+)-[7]-8+9) | 11 | 12 | 13 | 14 | 15=(11+12+13+14) | 16 | 17 | 18 | 19 | 20=(16+17+18+19) | 21=(5-10) | 22=(10-15) | 23 | 24 |
| SUMMARY | | 228,556,000.00 | 6,932,466.00 | 235,488,466.00 | 228,556,000.00 | 6,932,466.00 | 0.00 | 0.00 | 235,488,466.00 | 52,138,104.05 | 58,970,816.98 | 0.00 | 0.00 | 111,108,921.03 | 43,617,560.34 | 61,049,997.76 | 0.00 | 0.00 | 104,667,558.10 | 0.00 | 124,379,544.97 | 1,945,317.60 | 4,496,045.33 |
| A AGENCY SPECIFIC BUDGET | | 220,237,000.00 | 0.00 | 220,237,000.00 | 220,237,000.00 | 0.00 | 0.00 | 0.00 | 220,237,000.00 | 46,261,191.84 | 54,064,687.75 | 0.00 | 0.00 | 100,325,879.59 | 37,992,638.16 | 55,891,878.50 | 0.00 | 0.00 | 93,884,516.66 | 0.00 | 119,911,120.41 | 1,945,317.60 | 4,496,045.33 |
| Personnel Services | | 88,779,000.00 | 0.00 | 88,779,000.00 | 88,779,000.00 | 0.00 | 0.00 | 0.00 | 88,779,000.00 | 18,607,604.83 | 25,289,324.56 | 0.00 | 0.00 | 43,896,929.39 | 18,520,970.66 | 25,183,287.64 | 0.00 | 0.00 | 43,704,258.30 | 0.00 | 44,882,070.61 | 192,671.09 | 0.00 |
| Salaries and Wages | 5010100000 | 69,321,000.00 | (248,489.64) | 69,072,510.36 | 69,321,000.00 | (248,489.64) | 0.00 | 0.00 | 69,072,510.36 | 16,543,068.79 | 18,060,051.36 | 0.00 | 0.00 | 34,603,120.15 | 16,476,202.34 | 17,975,301.30 | 0.00 | 0.00 | 34,451,503.64 | 0.00 | 34,469,390.21 | 151,816.51 | 0.00 |
| Salaries and Wages - Regular | 5010101000 | 69,321,000.00 | (248,489.64) | 69,072,510.36 | 69,321,000.00 | (248,489.64) | 0.00 | 0.00 | 69,072,510.36 | 16,543,068.79 | 18,060,051.36 | 0.00 | 0.00 | 34,603,120.15 | 16,476,202.34 | 17,975,301.30 | 0.00 | 0.00 | 34,451,503.64 | 0.00 | 34,469,390.21 | 151,816.51 | 0.00 |
| Basic Salary - Civilian | 5010101001 | 69,321,000.00 | (248,489.64) | 69,072,510.36 | 69,321,000.00 | (248,489.64) | 0.00 | 0.00 | 69,072,510.36 | 16,543,068.79 | 18,060,051.36 | 0.00 | 0.00 | 34,603,120.15 | 16,476,202.34 | 17,975,301.30 | 0.00 | 0.00 | 34,451,503.64 | 0.00 | 34,469,390.21 | 151,816.51 | 0.00 |
| Other Compensation | 5010200000 | 18,038,000.00 | 248,489.64 | 18,286,489.64 | 18,038,000.00 | 248,489.64 | 0.00 | 0.00 | 18,286,489.64 | 1,749,438.43 | 6,910,353.83 | 0.00 | 0.00 | 8,659,792.26 | 1,746,438.56 | 6,907,899.13 | 0.00 | 0.00 | 8,654,337.69 | 0.00 | 9,626,697.38 | 5,454.57 | 0.00 |
| Personal Economic Relief Allowance (PERA) | 5010201000 | 2,328,000.00 | 0.00 | 2,328,000.00 | 2,328,000.00 | 0.00 | 0.00 | 0.00 | 2,328,000.00 | 551,818.09 | 588,272.83 | 0.00 | 0.00 | 1,140,090.92 | 548,818.22 | 585,818.13 | 0.00 | 0.00 | 1,134,636.35 | 0.00 | 1,187,909.08 | 5,454.57 | 0.00 |
| PERA - Civilian | 5010201001 | 2,328,000.00 | 0.00 | 2,328,000.00 | 2,328,000.00 | 0.00 | 0.00 | 0.00 | 2,328,000.00 | 551,818.09 | 588,272.83 | 0.00 | 0.00 | 1,140,090.92 | 548,818.22 | 585,818.13 | 0.00 | 0.00 | 1,134,636.35 | 0.00 | 1,187,909.08 | 5,454.57 | 0.00 |
| Representation Allowance (RA) | 5010202000 | 1,302,000.00 | 144,500.00 | 1,446,500.00 | 1,302,000.00 | 144,500.00 | 0.00 | 0.00 | 1,446,500.00 | 389,250.00 | 434,500.00 | 0.00 | 0.00 | 823,750.00 | 389,250.00 | 434,500.00 | 0.00 | 0.00 | 823,750.00 | 0.00 | 822,750.00 | 0.00 | 0.00 |
| Transportation Allowance (TA) | 5010203000 | 1,302,000.00 | 29,750.00 | 1,331,750.00 | 1,302,000.00 | 29,750.00 | 0.00 | 0.00 | 1,331,750.00 | 220,000.00 | 243,000.00 | 0.00 | 0.00 | 463,000.00 | 220,000.00 | 243,000.00 | 0.00 | 0.00 | 463,000.00 | 0.00 | 868,750.00 | 0.00 | 0.00 |
| Transportation Allowance (TA) | 5010203001 | 1,302,000.00 | 29,750.00 | 1,331,750.00 | 1,302,000.00 | 29,750.00 | 0.00 | 0.00 | 1,331,750.00 | 220,000.00 | 243,000.00 | 0.00 | 0.00 | 463,000.00 | 220,000.00 | 243,000.00 | 0.00 | 0.00 | 463,000.00 | 0.00 | 868,750.00 | 0.00 | 0.00 |
| Clothing/Uniform Allowance | 5010204000 | 582,000.00 | 6,000.00 | 588,000.00 | 582,000.00 | 6,000.00 | 0.00 | 0.00 | 588,000.00 | 474,000.00 | 6,000.00 | 0.00 | 0.00 | 480,000.00 | 474,000.00 | 6,000.00 | 0.00 | 0.00 | 480,000.00 | 0.00 | 108,000.00 | 0.00 | 0.00 |
| Clothing/Uniform Allowance - Civilian | 5010204001 | 582,000.00 | 6,000.00 | 588,000.00 | 582,000.00 | 6,000.00 | 0.00 | 0.00 | 588,000.00 | 474,000.00 | 6,000.00 | 0.00 | 0.00 | 480,000.00 | 474,000.00 | 6,000.00 | 0.00 | 0.00 | 480,000.00 | 0.00 | 108,000.00 | 0.00 | 0.00 |
| Hazard Pay (HP) | 5010211000 | 0.00 | 21,500.00 | 21,500.00 | 0.00 | 21,500.00 | 0.00 | 0.00 | 21,500.00 | 21,500.00 | 0.00 | 0.00 | 0.00 | 21,500.00 | 21,500.00 | 0.00 | 0.00 | 0.00 | 21,500.00 | 0.00 | 0.00 | 0.00 | 0.00 |
| Hazard Pay | 5010211001 | 0.00 | 21,500.00 | 21,500.00 | 0.00 | 21,500.00 | 0.00 | 0.00 | 21,500.00 | 21,500.00 | 0.00 | 0.00 | 0.00 | 21,500.00 | 21,500.00 | 0.00 | 0.00 | 0.00 | 21,500.00 | 0.00 | 0.00 | 0.00 | 0.00 |
| Overtime and Night Pay | 5010213000 | 0.00 | 46,739.64 | 46,739.64 | 0.00 | 46,739.64 | 0.00 | 0.00 | 46,739.64 | 46,739.64 | 0.00 | 0.00 | 0.00 | 46,739.64 | 46,739.64 | 0.00 | 0.00 | 0.00 | 46,739.64 | 0.00 | 0.00 | 0.00 | 0.00 |
| Overtime Pay | 5010213001 | 0.00 | 46,739.64 | 46,739.64 | 0.00 | 46,739.64 | 0.00 | 0.00 | 46,739.64 | 46,739.64 | 0.00 | 0.00 | 0.00 | 46,739.64 | 46,739.64 | 0.00 | 0.00 | 0.00 | 46,739.64 | 0.00 | 0.00 | 0.00 | 0.00 |
| Year End Bonus | 5010214000 | 5,777,000.00 | 0.00 | 5,777,000.00 | 5,777,000.00 | 0.00 | 0.00 | 0.00 | 5,777,000.00 | 42,630.70 | 0.00 | 0.00 | 0.00 | 42,630.70 | 42,630.70 | 0.00 | 0.00 | 0.00 | 42,630.70 | 0.00 | 5,734,369.30 | 0.00 | 0.00 |
| Bonus - Civilian | 5010214001 | 5,777,000.00 | 0.00 | 5,777,000.00 | 5,777,000.00 | 0.00 | 0.00 | 0.00 | 5,777,000.00 | 42,630.70 | 0.00 | 0.00 | 0.00 | 42,630.70 | 42,630.70 | 0.00 | 0.00 | 0.00 | 42,630.70 | 0.00 | 5,734,369.30 | 0.00 | 0.00 |
| Cash Gift | 5010215000 | 485,000.00 | 0.00 | 485,000.00 | 485,000.00 | 0.00 | 0.00 | 0.00 | 485,000.00 | 3,500.00 | 0.00 | 0.00 | 0.00 | 3,500.00 | 3,500.00 | 0.00 | 0.00 | 0.00 | 3,500.00 | 0.00 | 481,500.00 | 0.00 | 0.00 |
| Cash Gift - Civilian | 5010215001 | 485,000.00 | 0.00 | 485,000.00 | 485,000.00 | 0.00 | 0.00 | 0.00 | 485,000.00 | 3,500.00 | 0.00 | 0.00 | 0.00 | 3,500.00 | 3,500.00 | 0.00 | 0.00 | 0.00 | 3,500.00 | 0.00 | 481,500.00 | 0.00 | 0.00 |
| Mid-Year Bonus - Civilian | 5010216000 | 5,777,000.00 | 0.00 | 5,777,000.00 | 5,777,000.00 | 0.00 | 0.00 | 0.00 | 5,777,000.00 | 0.00 | 5,638,581.00 | 0.00 | 0.00 | 5,638,581.00 | 0.00 | 5,638,581.00 | 0.00 | 0.00 | 5,638,581.00 | 0.00 | 138,419.00 | 0.00 | 0.00 |
| Mid-Year Bonus - Civilian | 5010216001 | 5,777,000.00 | 0.00 | 5,777,000.00 | 5,777,000.00 | 0.00 | 0.00 | 0.00 | 5,777,000.00 | 0.00 | 5,638,581.00 | 0.00 | 0.00 | 5,638,581.00 | 0.00 | 5,638,581.00 | 0.00 | 0.00 | 5,638,581.00 | 0.00 | 138,419.00 | 0.00 | 0.00 |
| Other Bonuses and Allowances | 5010299000 | 485,000.00 | 0.00 | 485,000.00 | 485,000.00 | 0.00 | 0.00 | 0.00 | 485,000.00 | 0.00 | 0.00 | 0.00 | 0.00 | 0.00 | 0.00 | 0.00 | 0.00 | 0.00 | 0.00 | 0.00 | 485,000.00 | 0.00 | 0.00 |
| Productivity Enhancement Incentive - Civilian | 5010299012 | 485,000.00 | 0.00 | 485,000.00 | 485,000.00 | 0.00 | 0.00 | 0.00 | 485,000.00 | 0.00 | 0.00 | 0.00 | 0.00 | 0.00 | 0.00 | 0.00 | 0.00 | 0.00 | 0.00 | 0.00 | 485,000.00 | 0.00 | 0.00 |
| Personnel Benefit Contributions | 5010300000 | 1,247,000.00 | 0.00 | 1,247,000.00 | 1,247,000.00 | 0.00 | 0.00 | 0.00 | 1,247,000.00 | 314,367.45 | 273,447.86 | 0.00 | 0.00 | 587,815.31 | 297,599.60 | 273,847.72 | 0.00 | 0.00 | 571,447.32 | 0.00 | 659,184.69 | 16,367.99 | 0.00 |
| Pag-HBIG Contributions | 5010302000 | 116,000.00 | 0.00 | 116,000.00 | 116,000.00 | 0.00 | 0.00 | 0.00 | 116,000.00 | 35,300.00 | 30,500.00 | 0.00 | 0.00 | 65,800.00 | 35,300.00 | 30,500.00 | 0.00 | 0.00 | 65,800.00 | 0.00 | 50,200.00 | 0.00 | 0.00 |
| Pag-HBIG - Civilian | 5010302001 | 116,000.00 | 0.00 | 116,000.00 | 116,000.00 | 0.00 | 0.00 | 0.00 | 116,000.00 | 35,300.00 | 30,500.00 | 0.00 | 0.00 | 65,800.00 | 35,300.00 | 30,500.00 | 0.00 | 0.00 | 65,800.00 | 0.00 | 50,200.00 | 0.00 | 0.00 |
| PhilHealth Contributions | 5010303000 | 1,015,000.00 | 0.00 | 1,015,000.00 | 1,015,000.00 | 0.00 | 0.00 | 0.00 | 1,015,000.00 | 251,767.45 | 216,947.86 | 0.00 | 0.00 | 468,715.31 | 234,999.60 | 217,347.72 | 0.00 | 0.00 | 452,347.32 | 0.00 | 546,284.69 | 16,367.99 | 0.00 |
| PhilHealth - Civilian | 5010303001 | 1,015,000.00 | 0.00 | 1,015,000.00 | 1,015,000.00 | 0.00 | 0.00 | 0.00 | 1,015,000.00 | 251,767.45 | 216,947.86 | 0.00 | 0.00 | 468,715.31 | 234,999.60 | 217,347.72 | 0.00 | 0.00 | 452,347.32 | 0.00 | 546,284.69 | 16,367.99 | 0.00 |
| Employees Compensation Insurance Premiums (ECIP) | 5010304000 | 116,000.00 | 0.00 | 116,000.00 | 116,000.00 | 0.00 | 0.00 | 0.00 | 116,000.00 | 27,300.00 | 26,000.00 | 0.00 | 0.00 | 53,300.00 | 27,300.00 | 26,000.00 | 0.00 | 0.00 | 53,300.00 | 0.00 | 62,700.00 | 0.00 | 0.00 |
| ECIP - Civilian | 5010304001 | 116,000.00 | 0.00 | 116,000.00 | 116,000.00 | 0.00 | 0.00 | 0.00 | 116,000.00 | 27,300.00 | 26,000.00 | 0.00 | 0.00 | 53,300.00 | 27,300.00 | 26,000.00 | 0.00 | 0.00 | 53,300.00 | 0.00 | 62,700.00 | 0.00 | 0.00 |
| Other Personnel Benefits | 5010400000 | 173,000.00 | 0.00 | 173,000.00 | 173 | | | | | | | | | | | | | | | | | | |

Department : Department of Information and Communications Technology
Agency : National Privacy Commission
Operating Unit : < not applicable >
Organization Code (UACS) : 37 003 0000000
Fund Cluster : 01 Regular Agency Fund

| | |
|---|-----------------------------|
| X | Current Year Appropriations |
| | Supplemental Appropriations |
| | Continuing Appropriations |

(e.g. UACS Fund Cluster: 01-Regular Agency Fund, 02-Foreign Assisted Projects Fund, 03-Special Account-Locally Funded/Domestic Grants Fund, and 04-Special Account-Foreign Assisted/Foreign Grants Fund)


| Particulars | UACS CODE | Appropriations | | | Allotments | | | | | Obligations | | | | | Disbursements | | | | | Balances | | | |
|--|------------|---------------------------|--|-------------------------|---------------------|--|-------------|---------------|---------------------|-----------------------------|----------------------------|-----------------------------|----------------------------|------------------|-----------------------------|----------------------------|-----------------------------|----------------------------|------------------|---------------------------|------------------------|------------------------------------|----------------------------|
| | | Authorized Appropriations | Adjustments (Transfer To/From, Modifications/ Augmentations) | Adjusted Appropriations | Allotments Received | Adjustments (Reductions, Modifications/ Augmentations) | Transfer To | Transfer From | Adjusted Allotments | 1st Quarter Ending March 31 | 2nd Quarter Ending June 30 | 3rd Quarter Ending Sept. 30 | 4th Quarter Ending Dec. 31 | TOTAL | 1st Quarter Ending March 31 | 2nd Quarter Ending June 30 | 3rd Quarter Ending Sept. 30 | 4th Quarter Ending Dec. 31 | TOTAL | Unreleased Appropriations | Unobligated Allotments | Unpaid Obligations (16-20)=(23+24) | |
| | | | | | | | | | | | | | | | | | | | | | | Due and Demandable | Not Yet Due and Demandable |
| 1 | 2 | 3 | 4 | 5=(3+4) | 6 | 7 | 8 | 9 | 10=[(6+)-(7)-8+9] | 11 | 12 | 13 | 14 | 15=(11+12+13+14) | 16 | 17 | 18 | 19 | 20=(16+17+18+19) | 21=(5-10) | 22=(10-15) | 23 | 24 |
| ICT Office Supplies | 5020301001 | 30,000.00 | (30,000.00) | 0.00 | 30,000.00 | (30,000.00) | 0.00 | 0.00 | 0.00 | 0.00 | 0.00 | 0.00 | 0.00 | 0.00 | 0.00 | 0.00 | 0.00 | 0.00 | 0.00 | 0.00 | 0.00 | 0.00 | 0.00 |
| Office Supplies Expenses | 5020301002 | 1,746,000.00 | (200,000.00) | 1,546,000.00 | 1,746,000.00 | (200,000.00) | 0.00 | 0.00 | 1,546,000.00 | 6,199.00 | 768,369.50 | 0.00 | 0.00 | 774,568.50 | 6,199.00 | 768,369.50 | 0.00 | 0.00 | 774,568.50 | 0.00 | 771,431.50 | 0.00 | 0.00 |
| Accountable Forms Expenses | 5020302000 | 5,000.00 | (571.20) | 4,428.80 | 5,000.00 | (571.20) | 0.00 | 0.00 | 4,428.80 | 2,100.00 | 0.00 | 0.00 | 0.00 | 2,100.00 | 2,100.00 | 0.00 | 0.00 | 0.00 | 2,100.00 | 0.00 | 2,328.80 | 0.00 | 0.00 |
| Fuel, Oil and Lubricants Expenses | 5020309000 | 1,752,000.00 | 0.00 | 1,752,000.00 | 1,752,000.00 | 0.00 | 0.00 | 0.00 | 1,752,000.00 | 273,501.35 | 469,902.64 | 0.00 | 0.00 | 743,403.99 | 273,501.35 | 469,902.64 | 0.00 | 0.00 | 743,403.99 | 0.00 | 1,008,596.01 | 0.00 | 0.00 |
| Semi-Expendable Machinery and Equipment Expenses | 5020321000 | 421,000.00 | (403,101.00) | 17,899.00 | 421,000.00 | (403,101.00) | 0.00 | 0.00 | 17,899.00 | 16,970.00 | 929.00 | 0.00 | 0.00 | 17,899.00 | 16,970.00 | 929.00 | 0.00 | 0.00 | 17,899.00 | 0.00 | 0.00 | 0.00 | 0.00 |
| Semi-Expendable Machinery and Equipment Expenses | 5020321000 | 0.00 | 17,899.00 | 17,899.00 | 0.00 | 17,899.00 | 0.00 | 0.00 | 17,899.00 | 16,970.00 | 929.00 | 0.00 | 0.00 | 17,899.00 | 16,970.00 | 929.00 | 0.00 | 0.00 | 17,899.00 | 0.00 | 0.00 | 0.00 | 0.00 |
| Information and Communications Technology Equipment | 5020321003 | 421,000.00 | (421,000.00) | 0.00 | 421,000.00 | (421,000.00) | 0.00 | 0.00 | 0.00 | 0.00 | 0.00 | 0.00 | 0.00 | 0.00 | 0.00 | 0.00 | 0.00 | 0.00 | 0.00 | 0.00 | 0.00 | 0.00 | 0.00 |
| Semi-Expendable Furniture, Fixtures and Books Expenses | 5020322000 | 0.00 | 474,236.00 | 474,236.00 | 0.00 | 474,236.00 | 0.00 | 0.00 | 474,236.00 | 37,250.00 | 436,986.00 | 0.00 | 0.00 | 474,236.00 | 37,250.00 | 0.00 | 0.00 | 0.00 | 37,250.00 | 0.00 | 0.00 | 436,986.00 | 0.00 |
| Furniture and Fixtures | 5020322001 | 0.00 | 474,236.00 | 474,236.00 | 0.00 | 474,236.00 | 0.00 | 0.00 | 474,236.00 | 37,250.00 | 436,986.00 | 0.00 | 0.00 | 474,236.00 | 37,250.00 | 0.00 | 0.00 | 0.00 | 37,250.00 | 0.00 | 0.00 | 436,986.00 | 0.00 |
| Other Supplies and Materials Expenses | 5020399000 | 652,000.00 | 1,659,280.00 | 2,311,280.00 | 652,000.00 | 1,659,280.00 | 0.00 | 0.00 | 2,311,280.00 | 45,840.75 | 946,894.80 | 0.00 | 0.00 | 992,735.55 | 45,840.75 | 99,126.00 | 0.00 | 0.00 | 144,966.75 | 0.00 | 1,318,544.45 | 498,888.80 | 348,880.00 |
| Utility Expenses | 5020400000 | 5,981,000.00 | 0.00 | 5,981,000.00 | 5,981,000.00 | 0.00 | 0.00 | 0.00 | 5,981,000.00 | 748,770.33 | 1,480,835.01 | 0.00 | 0.00 | 2,229,605.34 | 710,370.33 | 1,519,235.01 | 0.00 | 0.00 | 2,229,605.34 | 0.00 | 3,751,394.66 | 0.00 | 0.00 |
| Water Expenses | 5020401000 | 531,000.00 | 0.00 | 531,000.00 | 531,000.00 | 0.00 | 0.00 | 0.00 | 531,000.00 | 38,400.00 | 61,440.00 | 0.00 | 0.00 | 99,840.00 | 0.00 | 99,840.00 | 0.00 | 0.00 | 99,840.00 | 0.00 | 431,160.00 | 0.00 | 0.00 |
| Electricity Expenses | 5020402000 | 5,450,000.00 | 0.00 | 5,450,000.00 | 5,450,000.00 | 0.00 | 0.00 | 0.00 | 5,450,000.00 | 710,370.33 | 1,419,395.01 | 0.00 | 0.00 | 2,129,765.34 | 710,370.33 | 1,419,395.01 | 0.00 | 0.00 | 2,129,765.34 | 0.00 | 3,320,234.66 | 0.00 | 0.00 |
| Communication Expenses | 5020500000 | 3,391,000.00 | (173,354.97) | 3,217,645.03 | 3,391,000.00 | (173,354.97) | 0.00 | 0.00 | 3,217,645.03 | 592,303.20 | 1,976,911.75 | 0.00 | 0.00 | 2,569,214.95 | 426,157.92 | 686,090.16 | 0.00 | 0.00 | 1,112,248.08 | 0.00 | 648,430.08 | 154,914.48 | 1,302,052.39 |
| Postage and Courier Services | 5020501000 | 570,000.00 | (334,000.00) | 236,000.00 | 570,000.00 | (334,000.00) | 0.00 | 0.00 | 236,000.00 | 29,070.00 | 74,092.00 | 0.00 | 0.00 | 103,162.00 | 29,070.00 | 74,092.00 | 0.00 | 0.00 | 103,162.00 | 0.00 | 132,838.00 | 0.00 | 0.00 |
| Telephone Expenses | 5020502000 | 1,821,000.00 | 0.00 | 1,821,000.00 | 1,821,000.00 | 0.00 | 0.00 | 0.00 | 1,821,000.00 | 374,826.32 | 930,781.60 | 0.00 | 0.00 | 1,305,607.92 | 271,350.00 | 279,800.00 | 0.00 | 0.00 | 550,950.00 | 0.00 | 515,592.00 | 154,914.48 | 599,543.44 |
| Mobile | 5020502001 | 1,201,000.00 | 0.00 | 1,201,000.00 | 1,201,000.00 | 0.00 | 0.00 | 0.00 | 1,201,000.00 | 271,350.00 | 414,400.00 | 0.00 | 0.00 | 685,750.00 | 271,350.00 | 279,800.00 | 0.00 | 0.00 | 550,950.00 | 0.00 | 515,200.00 | 0.00 | 134,800.00 |
| Landline | 5020502002 | 620,000.00 | 0.00 | 620,000.00 | 620,000.00 | 0.00 | 0.00 | 0.00 | 620,000.00 | 103,276.32 | 516,381.60 | 0.00 | 0.00 | 619,657.92 | 0.00 | 0.00 | 0.00 | 0.00 | 0.00 | 0.00 | 342.00 | 154,914.48 | 464,743.44 |
| Internet Subscription Expenses | 5020503000 | 1,000,000.00 | 160,645.03 | 1,160,645.03 | 1,000,000.00 | 160,645.03 | 0.00 | 0.00 | 1,160,645.03 | 188,606.88 | 972,038.15 | 0.00 | 0.00 | 1,160,645.03 | 125,737.92 | 332,398.16 | 0.00 | 0.00 | 550,950.00 | 0.00 | 0.00 | 0.00 | 702,508.95 |
| Confidential, Intelligence and Extraordinary Expenses | 5021000000 | 1,443,000.00 | 0.00 | 1,443,000.00 | 1,443,000.00 | 0.00 | 0.00 | 0.00 | 1,443,000.00 | 198,275.00 | 386,800.00 | 0.00 | 0.00 | 585,075.00 | 198,275.00 | 386,800.00 | 0.00 | 0.00 | 585,075.00 | 0.00 | 857,925.00 | 0.00 | 0.00 |
| Extraordinary and Miscellaneous Expenses | 5021003000 | 1,443,000.00 | 0.00 | 1,443,000.00 | 1,443,000.00 | 0.00 | 0.00 | 0.00 | 1,443,000.00 | 198,275.00 | 386,800.00 | 0.00 | 0.00 | 585,075.00 | 198,275.00 | 386,800.00 | 0.00 | 0.00 | 585,075.00 | 0.00 | 857,925.00 | 0.00 | 0.00 |
| Professional Services | 5021100000 | 52,065,000.00 | 13,738,079.93 | 65,803,079.93 | 52,065,000.00 | 13,738,079.93 | 0.00 | 0.00 | 65,803,079.93 | 9,625,433.93 | 14,294,376.03 | 0.00 | 0.00 | 23,919,809.96 | 9,434,621.83 | 14,308,054.50 | 0.00 | 0.00 | 23,742,676.33 | 0.00 | 41,883,269.97 | 177,133.63 | 0.00 |
| Auditing Services | 5021102000 | 273,000.00 | 571.20 | 273,571.20 | 273,000.00 | 571.20 | 0.00 | 0.00 | 273,571.20 | 56,994.00 | 46,242.40 | 0.00 | 0.00 | 103,236.40 | 56,994.00 | 46,242.40 | 0.00 | 0.00 | 103,236.40 | 0.00 | 170,334.80 | 0.00 | 0.00 |
| Consultancy Services | 5021103000 | 20,082,000.00 | (18,882,000.00) | 1,200,000.00 | 20,082,000.00 | (18,882,000.00) | 0.00 | 0.00 | 1,200,000.00 | 0.00 | 0.00 | 0.00 | 0.00 | 0.00 | 0.00 | 0.00 | 0.00 | 0.00 | 0.00 | 0.00 | 1,200,000.00 | 0.00 | 0.00 |
| ICT Consultancy Services | 5021103001 | 16,631,000.00 | (15,431,000.00) | 1,200,000.00 | 16,631,000.00 | (15,431,000.00) | 0.00 | 0.00 | 1,200,000.00 | 0.00 | 0.00 | 0.00 | 0.00 | 0.00 | 0.00 | 0.00 | 0.00 | 0.00 | 0.00 | 0.00 | 1,200,000.00 | 0.00 | 0.00 |
| Consultancy Services | 5021103002 | 3,451,000.00 | (3,451,000.00) | 0.00 | 3,451,000.00 | (3,451,000.00) | 0.00 | 0.00 | 0.00 | 0.00 | 0.00 | 0.00 | 0.00 | 0.00 | 0.00 | 0.00 | 0.00 | 0.00 | 0.00 | 0.00 | 0.00 | 0.00 | 0.00 |
| Other Professional Services | 5021199000 | 31,710,000.00 | 32,619,508.73 | 64,329,508.73 | 31,710,000.00 | 32,619,508.73 | 0.00 | 0.00 | 64,329,508.73 | 9,568,439.93 | 14,248,133.63 | 0.00 | 0.00 | 23,816,573.56 | 9,377,627.83 | 14,261,812.10 | 0.00 | 0.00 | 23,639,439.93 | 0.00 | 40,512,935.17 | 177,133.63 | 0.00 |
| General Services | 5021200000 | 4,999,000.00 | (577,070.00) | 4,421,930.00 | 4,999,000.00 | (577,070.00) | 0.00 | 0.00 | 4,421,930.00 | 3,784,936.13 | (9,634.78) | 0.00 | 0.00 | 3,775,301.35 | 27,777.00 | 902,411.41 | 0.00 | 0.00 | 930,188.41 | 0.00 | 646,628.65 | 0.00 | 2,845,112.94 |
| Janitorial Services | 5021202000 | 1,430,000.00 | 0.00 | 1,430,000.00 | 1,430,000.00 | 0.00 | 0.00 | 0.00 | 1,430,000.00 | 1,183,589.91 | (9,634.78) | 0.00 | 0.00 | 1,173,955.13 | 0.00 | 264,909.37 | 0.00 | 0.00 | 264,909.37 | 0.00 | 266,044.87 | 0.00 | 909,045.76 |
| Security Services | 5021203000 | 3,000,000.00 | (194,000.00) | 2,806,000.00 | 3,000,000.00 | (194,000.00) | 0.00 | 0.00 | 2,806,000.00 | 2,462,792.22 | 0.00 | 0.00 | 0.00 | 2,462,792.22 | 0.00 | 611,948.04 | 0.00 | 0.00 | 611,948.04 | 0.00 | 343,207.78 | 0.00 | 1,850,844.18 |
| Other General Services | 5021299000 | 569,000.00 | (383,070.00) | 185,930.00 | 569,000.00 | (383,070.00) | 0.00 | 0.00 | 185,930.00 | 138,554.00 | 0.00 | 0.00 | 0.00 | 138,554.00 | 27,777.00 | 25,554.00 | 0.00 | 0.00 | 53,331.00 | 0.00 | 47,376.00 | 0.00 | 85,223.00 |
| Other General Services | 5021299009 | 569,000.00 | (383,070.00) | 185,930.00 | 569,000.00 | (383,070.00) | 0.00 | 0.00 | 185,930.00 | 138,554.00 | 0.00 | 0.00 | 0.00 | 138,554.00 | 27,777.00 | 25,554.00 | 0.00 | 0.00 | 53,331.00 | 0.00 | 47,376.00 | 0.00 | 85,223.00 |
| Repairs and Maintenance | 5021300000 | 1,060,000.00 | 100,000.00 | 1,160,000.00 | 1,060,000.00 | 100,000.00 | 0.00 | 0.00 | 1,160,000.00 | 27,370.000 | | | | | | | | | | | | | |


Department : Department of Information and Communications Technology
Agency : National Privacy Commission
Operating Unit : < not applicable >
Organization Code (UACS) : 37 003 0000000
Fund Cluster : 01 Regular Agency Fund

| | |
|---|-----------------------------|
| X | Current Year Appropriations |
| | Supplemental Appropriations |
| | Continuing Appropriations |

(e.g. UACS Fund Cluster: 01-Regular Agency Fund, 02-Foreign Assisted Projects Fund, 03-Special Account-Locally Funded/Domestic Grants Fund, and 04-Special Account-Foreign Assisted/Foreign Grants Fund)


| Particulars | UACS CODE | Appropriations | | | Allotments | | | | | Obligations | | | | | TOTAL | Disbursements | | | | | Balances | | | | |
|---|------------|---------------------------|--|-------------------------|---------------------|--|-------------|---------------|---------------------|-----------------------------|----------------------------|-----------------------------|----------------------------|-----------------------------|---------------|----------------------------|-----------------------------|----------------------------|------------------|---------------------------|------------------------|------------------------------------|----------------------------|--|--|
| | | Authorized Appropriations | Adjustments (Transfer To/From, Modifications/ Augmentations) | Adjusted Appropriations | Allotments Received | Adjustments (Reductions, Modifications/ Augmentations) | Transfer To | Transfer From | Adjusted Allotments | 1st Quarter Ending March 31 | 2nd Quarter Ending June 30 | 3rd Quarter Ending Sept. 30 | 4th Quarter Ending Dec. 31 | 1st Quarter Ending March 31 | | 2nd Quarter Ending June 30 | 3rd Quarter Ending Sept. 30 | 4th Quarter Ending Dec. 31 | TOTAL | Unreleased Appropriations | Unobligated Allotments | Unpaid Obligations (15-20)+(23+24) | | | |
| | | | | | | | | | | | | | | | | | | | | | | Due and Demandable | Not Yet Due and Demandable | | |
| 1 | 2 | 3 | 4 | 5=(3+4) | 6 | 7 | 8 | 9 | 10=[(6+(-7) -8+9)] | 11 | 12 | 13 | 14 | 15=(11+12+13+14) | 16 | 17 | 18 | 19 | 20=(16+17+18+19) | 21=(5-10) | 22=(10-15) | 23 | 24 | | |
| ICT Software Subscription | 5029907001 | 11,885,000.00 | 2,662,700.00 | 14,547,700.00 | 11,885,000.00 | 2,662,700.00 | 0.00 | 0.00 | 14,547,700.00 | 7,305,518.00 | 0.00 | 0.00 | 0.00 | 7,305,518.00 | 3,300,000.00 | 4,005,518.00 | 0.00 | 0.00 | 7,305,518.00 | 0.00 | 7,242,182.00 | 0.00 | 0.00 | | |
| Cloud Computing Service | 5029907003 | 3,250,000.00 | (3,250,000.00) | 0.00 | 3,250,000.00 | (3,250,000.00) | 0.00 | 0.00 | 0.00 | 0.00 | 0.00 | 0.00 | 0.00 | 0.00 | 0.00 | 0.00 | 0.00 | 0.00 | 0.00 | 0.00 | 0.00 | 0.00 | 0.00 | | |
| Library and Other Reading Materials Subscription Expenses | 5029907004 | 275,000.00 | 0.00 | 275,000.00 | 275,000.00 | 0.00 | 0.00 | 0.00 | 275,000.00 | 0.00 | 0.00 | 0.00 | 0.00 | 0.00 | 0.00 | 0.00 | 0.00 | 0.00 | 0.00 | 0.00 | 275,000.00 | 0.00 | 0.00 | | |
| Other Maintenance and Operating Expenses | 5029999000 | 250,000.00 | (49,297.60) | 200,702.40 | 250,000.00 | (49,297.60) | 0.00 | 0.00 | 200,702.40 | 24,639.00 | 0.00 | 0.00 | 0.00 | 24,639.00 | 24,639.00 | 0.00 | 0.00 | 0.00 | 24,639.00 | 0.00 | 176,063.40 | 0.00 | 0.00 | | |
| Other Maintenance and Operating Expenses | 5029999009 | 250,000.00 | (49,297.60) | 200,702.40 | 250,000.00 | (49,297.60) | 0.00 | 0.00 | 200,702.40 | 24,639.00 | 0.00 | 0.00 | 0.00 | 24,639.00 | 24,639.00 | 0.00 | 0.00 | 0.00 | 24,639.00 | 0.00 | 176,063.40 | 0.00 | 0.00 | | |
| Capital Outlays | | 4,472,000.00 | 0.00 | 4,472,000.00 | 4,472,000.00 | 0.00 | 0.00 | 0.00 | 4,472,000.00 | 0.00 | 2,450,000.00 | 0.00 | 0.00 | 2,450,000.00 | 0.00 | 2,450,000.00 | 0.00 | 0.00 | 2,450,000.00 | 0.00 | 2,022,000.00 | 0.00 | 0.00 | | |
| Property, Plant and Equipment Outlay | 5060400000 | 4,472,000.00 | 0.00 | 4,472,000.00 | 4,472,000.00 | 0.00 | 0.00 | 0.00 | 4,472,000.00 | 0.00 | 2,450,000.00 | 0.00 | 0.00 | 2,450,000.00 | 0.00 | 2,450,000.00 | 0.00 | 0.00 | 2,450,000.00 | 0.00 | 2,022,000.00 | 0.00 | 0.00 | | |
| Machinery and Equipment Outlay | 5060405000 | 4,472,000.00 | 0.00 | 4,472,000.00 | 4,472,000.00 | 0.00 | 0.00 | 0.00 | 4,472,000.00 | 0.00 | 2,450,000.00 | 0.00 | 0.00 | 2,450,000.00 | 0.00 | 2,450,000.00 | 0.00 | 0.00 | 2,450,000.00 | 0.00 | 1,986,000.00 | 0.00 | 0.00 | | |
| Information and Communication Technology Equipment | 5060405003 | 4,436,000.00 | 0.00 | 4,436,000.00 | 4,436,000.00 | 0.00 | 0.00 | 0.00 | 4,436,000.00 | 0.00 | 2,450,000.00 | 0.00 | 0.00 | 2,450,000.00 | 0.00 | 2,450,000.00 | 0.00 | 0.00 | 2,450,000.00 | 0.00 | 1,986,000.00 | 0.00 | 0.00 | | |
| Printing Equipment | 5060405012 | 36,000.00 | 0.00 | 36,000.00 | 36,000.00 | 0.00 | 0.00 | 0.00 | 36,000.00 | 0.00 | 0.00 | 0.00 | 0.00 | 0.00 | 0.00 | 0.00 | 0.00 | 0.00 | 0.00 | 0.00 | 36,000.00 | 0.00 | 0.00 | | |
| B. AUTOMATIC APPROPRIATIONS | | 8,319,000.00 | 0.00 | 8,319,000.00 | 8,319,000.00 | 0.00 | 0.00 | 0.00 | 8,319,000.00 | 2,082,890.96 | 1,767,685.23 | 0.00 | 0.00 | 3,850,576.19 | 1,984,284.75 | 1,866,291.44 | 0.00 | 0.00 | 3,850,576.19 | 0.00 | 4,468,423.81 | 0.00 | 0.00 | | |
| Retirement and Life Insurance Premiums | | 8,319,000.00 | 0.00 | 8,319,000.00 | 8,319,000.00 | 0.00 | 0.00 | 0.00 | 8,319,000.00 | 2,082,890.96 | 1,767,685.23 | 0.00 | 0.00 | 3,850,576.19 | 1,984,284.75 | 1,866,291.44 | 0.00 | 0.00 | 3,850,576.19 | 0.00 | 4,468,423.81 | 0.00 | 0.00 | | |
| C. SPECIAL PURPOSE FUNDS | | 0.00 | 6,932,466.00 | 6,932,466.00 | 0.00 | 6,932,466.00 | 0.00 | 0.00 | 6,932,466.00 | 3,794,021.25 | 3,138,444.00 | 0.00 | 0.00 | 6,932,465.25 | 3,640,637.43 | 3,291,827.82 | 0.00 | 0.00 | 6,932,465.25 | 0.00 | 0.75 | 0.00 | 0.00 | | |
| Miscellaneous Personnel Benefits Fund | | 0.00 | 3,249,833.00 | 3,249,833.00 | 0.00 | 3,249,833.00 | 0.00 | 0.00 | 3,249,833.00 | 3,249,832.25 | 0.00 | 0.00 | 0.00 | 3,249,832.25 | 3,096,448.43 | 153,383.82 | 0.00 | 0.00 | 3,249,832.25 | 0.00 | 0.75 | 0.00 | 0.00 | | |
| Other Compensation | 5010200000 | 0.00 | 3,249,833.00 | 3,249,833.00 | 0.00 | 3,249,833.00 | 0.00 | 0.00 | 3,249,833.00 | 3,249,832.25 | 0.00 | 0.00 | 0.00 | 3,249,832.25 | 3,096,448.43 | 153,383.82 | 0.00 | 0.00 | 3,249,832.25 | 0.00 | 0.75 | 0.00 | 0.00 | | |
| Hazard Pay (HP) | | 0.00 | 3,249,833.00 | 3,249,833.00 | 0.00 | 3,249,833.00 | 0.00 | 0.00 | 3,249,833.00 | 3,249,832.25 | 0.00 | 0.00 | 0.00 | 3,249,832.25 | 3,096,448.43 | 153,383.82 | 0.00 | 0.00 | 3,249,832.25 | 0.00 | 0.75 | 0.00 | 0.00 | | |
| Subsistence Allowance - Magna Carta Benefits for Science and Technology under R.A. 8439 | 5010205002 | 0.00 | 441,300.00 | 441,300.00 | 0.00 | 441,300.00 | 0.00 | 0.00 | 441,300.00 | 441,300.00 | 0.00 | 0.00 | 0.00 | 441,300.00 | 417,750.00 | 23,550.00 | 0.00 | 0.00 | 441,300.00 | 0.00 | 0.00 | 0.00 | 0.00 | | |
| Laundry Allowance - Magna Carta Benefits for Science and Technology under R.A. 8439 | 5010205003 | 0.00 | 66,863.00 | 66,863.00 | 0.00 | 66,863.00 | 0.00 | 0.00 | 66,863.00 | 66,862.87 | 0.00 | 0.00 | 0.00 | 66,862.87 | 63,294.72 | 3,568.15 | 0.00 | 0.00 | 66,862.87 | 0.00 | 0.13 | 0.00 | 0.00 | | |
| HP - Magna Carta Benefits for Science and Technology under R.A. 8439 | 5010211004 | 0.00 | 2,741,670.00 | 2,741,670.00 | 0.00 | 2,741,670.00 | 0.00 | 0.00 | 2,741,670.00 | 2,741,669.38 | 0.00 | 0.00 | 0.00 | 2,741,669.38 | 2,615,403.71 | 126,265.67 | 0.00 | 0.00 | 2,741,669.38 | 0.00 | 0.62 | 0.00 | 0.00 | | |
| Pension and Gratuity Fund | | 0.00 | 3,682,633.00 | 3,682,633.00 | 0.00 | 3,682,633.00 | 0.00 | 0.00 | 3,682,633.00 | 544,189.00 | 3,138,444.00 | 0.00 | 0.00 | 3,682,633.00 | 544,189.00 | 3,138,444.00 | 0.00 | 0.00 | 3,682,633.00 | 0.00 | 0.00 | 0.00 | 0.00 | | |
| Other Personnel Benefits | 5010400000 | 0.00 | 3,682,633.00 | 3,682,633.00 | 0.00 | 3,682,633.00 | 0.00 | 0.00 | 3,682,633.00 | 544,189.00 | 3,138,444.00 | 0.00 | 0.00 | 3,682,633.00 | 544,189.00 | 3,138,444.00 | 0.00 | 0.00 | 3,682,633.00 | 0.00 | 0.00 | 0.00 | 0.00 | | |
| Terminal Leave Benefits | | 0.00 | 3,682,633.00 | 3,682,633.00 | 0.00 | 3,682,633.00 | 0.00 | 0.00 | 3,682,633.00 | 544,189.00 | 3,138,444.00 | 0.00 | 0.00 | 3,682,633.00 | 544,189.00 | 3,138,444.00 | 0.00 | 0.00 | 3,682,633.00 | 0.00 | 0.00 | 0.00 | 0.00 | | |
| Terminal Leave Benefits - Civilian | 5010403001 | 0.00 | 3,682,633.00 | 3,682,633.00 | 0.00 | 3,682,633.00 | 0.00 | 0.00 | 3,682,633.00 | 544,189.00 | 3,138,444.00 | 0.00 | 0.00 | 3,682,633.00 | 544,189.00 | 3,138,444.00 | 0.00 | 0.00 | 3,682,633.00 | 0.00 | 0.00 | 0.00 | 0.00 | | |
| GRAND TOTAL | | 228,556,000.00 | 6,932,466.00 | 235,488,466.00 | 228,556,000.00 | 6,932,466.00 | 0.00 | 0.00 | 235,488,466.00 | 52,138,104.05 | 58,970,816.98 | 0.00 | 0.00 | 111,108,921.03 | 43,617,560.34 | 61,049,997.76 | 0.00 | 0.00 | 114,667,558.10 | 0.00 | 124,379,544.97 | 1,945,317.60 | 4,496,045.33 | | |

Certified Correct:

MARK G. ENRIQUEZ
Administrative Officer V
Date: 2022-07-30 01:15:03

Certified Correct:

JENSEN L. BALLICUD
Accountant III
Date: 2022-07-30 01:15:03

Recommending Approval:

ATTY. MANUEL C. SATUITO
Director IV, FAO
Date: 2022-07-30 21:56:18

Approved By:

ATTY. IVIN RONALD D.M. ALZONA
Executive Director IV
Date: 2022-07-30 22:23:35