

SUMMARY OF APPROPRIATIONS, ALLOTMENTS, OBLIGATIONS, DISBURSEMENTS AND BALANCES BY OBJECT OF EXPENDITURES
As at the Quarter Ending September 30, 2023

Department : Department of Information and Communications Technology
 Agency/Entity : National Privacy Commission
 Operating Unit : < not applicable >
 Organization Code (UACS) : 37 003 0000000
 Fund Cluster : 01 - Regular Agency Fund

X	Current Year Appropriations
	Supplemental Appropriations
	Continuing Appropriations

(e.g. UACS Fund Cluster: 01-Regular Agency Fund, 02-Foreign Assisted Projects Fund, 03-Special Account-Locally Funded/Domestic Grants Fund, and 04-Special Account-Foreign Assisted/Foreign Grants Fund)

Particulars	UACS CODE	Appropriations					Allotments			Obligations					Disbursements				Balances				
		Authorized Appropriations	Adjustments (Transfer To/From, Modifications/Augmentations)	Adjusted Appropriations	Allotments Received	Adjustments (Reductions, Modifications/Augmentations)	Transfer To	Transfer From	Adjusted Allotments	1st Quarter Ending March 31	2nd Quarter Ending June 30	3rd Quarter Ending September 30	4th Quarter Ending December 31	Total	1st Quarter Ending March 31	2nd Quarter Ending June 30	3rd Quarter Ending September 30	4th Quarter Ending December 31	Total	Unreleased Appropriations	Unobligated Allotments	Unpaid Obligations (15-20)=(23+24)	
																						Due and Demandable	Not Yet Due and Demandable
1	2	3	4	5=(3+4)	6	7	8	9	10=(6+(-)-7)+8+9	11	12	13	14	15=(11+12+13+14)	16	17	18	19	20=(16+17+18+19)	21=(5-10)	22=(10-15)	23	24
SUMMARY		228,175,000.00	25,741,729.00	253,916,729.00	228,175,000.00	25,741,729.00	0.00	0.00	253,916,729.00	90,764,712.28	64,144,067.72	54,679,535.44	0.00	199,588,305.41	57,180,064.74	61,369,192.79	64,403,796.82	0.00	182,943,054.35	0.00	64,328,423.99	8,413,523.99	8,231,727.07
A. AGENCY SPECIFIC BUDGET		220,179,000.00	0.00	220,179,000.00	220,179,000.00	0.00	0.00	220,179,000.00	69,807,452.27	51,717,391.36	44,862,854.39	0.00	166,387,398.02	40,226,453.63	54,928,887.56	55,659,814.82	0.00	150,816,135.71	0.00	53,791,801.98	7,340,535.24	8,231,727.07	
Personnel Services		88,860,000.00	0.00	88,860,000.00	88,860,000.00	0.00	0.00	88,860,000.00	22,362,678.86	31,483,343.49	21,896,951.82	0.00	75,722,964.17	21,951,179.49	31,484,012.57	22,095,731.28	0.00	75,531,923.34	0.00	13,137,015.83	191,060.83	0.00	
Salaries and Wages		66,627,000.00	412,836.64	67,039,836.64	66,627,000.00	412,836.64	0.00	67,039,836.64	19,706,930.10	20,477,807.91	19,821,743.83	0.00	60,006,481.84	19,498,523.42	20,362,461.09	20,026,913.34	0.00	59,887,897.85	0.00	7,033,354.80	118,583.99	0.00	
Salaries and Wages - Regular	5010101000	66,627,000.00	412,836.64	67,039,836.64	66,627,000.00	412,836.64	0.00	67,039,836.64	19,706,930.10	20,477,807.91	19,821,743.83	0.00	60,006,481.84	19,498,523.42	20,362,461.09	20,026,913.34	0.00	59,887,897.85	0.00	7,033,354.80	118,583.99	0.00	
Basic Salary - Civilian	501010101	66,627,000.00	412,836.64	67,039,836.64	66,627,000.00	412,836.64	0.00	67,039,836.64	19,706,930.10	20,477,807.91	19,821,743.83	0.00	60,006,481.84	19,498,523.42	20,362,461.09	20,026,913.34	0.00	59,887,897.85	0.00	7,033,354.80	118,583.99	0.00	
Other Compensation		20,510,000.00	(484,932.64)	20,025,067.36	20,510,000.00	(484,932.64)	0.00	20,025,067.36	2,231,702.84	10,662,086.60	1,651,168.85	0.00	14,444,947.29	2,043,184.43	10,683,517.22	1,655,868.80	0.00	14,382,670.45	0.00	5,680,120.07	62,276.84	0.00	
Personal Economic Relief Allowance (PERA)	5010201000	2,160,000.00	7,727.43	2,167,727.43	2,160,000.00	7,727.43	0.00	2,167,727.43	628,181.91	651,454.72	635,545.48	0.00	1,915,182.11	622,636.43	645,091.11	643,454.57	0.00	1,911,182.11	0.00	252,545.32	4,000.00	0.00	
PERA - Civilian	5010201001	2,160,000.00	7,727.43	2,167,727.43	2,160,000.00	7,727.43	0.00	2,167,727.43	628,181.91	651,454.72	635,545.48	0.00	1,915,182.11	622,636.43	645,091.11	643,454.57	0.00	1,911,182.11	0.00	252,545.32	4,000.00	0.00	
Representation Allowance (RA)	5010202000	1,278,000.00	198,000.00	1,476,000.00	1,278,000.00	198,000.00	0.00	1,476,000.00	450,250.00	402,000.00	402,508.29	0.00	1,254,758.29	447,500.00	404,750.00	402,508.29	0.00	1,254,758.29	0.00	0.00	0.00	0.00	
Transportation Allowance (TA)	5010203000	1,278,000.00	36,000.00	1,314,000.00	1,278,000.00	36,000.00	0.00	1,314,000.00	288,500.00	257,000.00	253,508.28	0.00	799,008.28	288,500.00	257,000.00	253,508.28	0.00	799,008.28	0.00	514,991.72	0.00	0.00	
Transportation Allowance (TA)	5010203001	1,278,000.00	36,000.00	1,314,000.00	1,278,000.00	36,000.00	0.00	1,314,000.00	288,500.00	257,000.00	253,508.28	0.00	799,008.28	288,500.00	257,000.00	253,508.28	0.00	799,008.28	0.00	514,991.72	0.00	0.00	
Clothing/Uniform Allowance	5010204000	540,000.00	66,000.00	606,000.00	540,000.00	66,000.00	0.00	606,000.00	546,000.00	60,000.00	0.00	0.00	606,000.00	546,000.00	60,000.00	0.00	606,000.00	0.00	0.00	0.00	0.00		
Clothing/Uniform Allowance - Civilian	5010204001	540,000.00	66,000.00	606,000.00	540,000.00	66,000.00	0.00	606,000.00	546,000.00	60,000.00	0.00	0.00	606,000.00	546,000.00	60,000.00	0.00	606,000.00	0.00	0.00	0.00	0.00		
Subsistence Allowance (SA)	5010205000	263,000.00	347,650.00	610,650.00	263,000.00	347,650.00	0.00	610,650.00	0.00	300,150.00	310,500.00	0.00	610,650.00	0.00	300,150.00	307,800.00	0.00	607,950.00	0.00	0.00	2,700.00	0.00	
Subsistence Allowance - Magna Carta Benefits for Science and Technology under R.A. 8439	5010205002	263,000.00	347,650.00	610,650.00	263,000.00	347,650.00	0.00	610,650.00	0.00	300,150.00	310,500.00	0.00	610,650.00	0.00	300,150.00	307,800.00	0.00	607,950.00	0.00	0.00	2,700.00	0.00	
Laundry Allowance (LA)	5010206000	876,000.00	(709,496.29)	166,503.71	876,000.00	(709,496.29)	0.00	166,503.71	0.00	45,482.73	49,096.80	0.00	94,579.53	0.00	45,482.73	48,687.66	0.00	94,170.39	0.00	71,924.18	409.14	0.00	
Laundry Allowance - Magna Carta Benefits for Science and Technology under R.A. 8439	5010206003	876,000.00	(709,496.29)	166,503.71	876,000.00	(709,496.29)	0.00	166,503.71	0.00	45,482.73	49,096.80	0.00	94,579.53	0.00	45,482.73	48,687.66	0.00	94,170.39	0.00	71,924.18	409.14	0.00	
Honoraria	5010210000	0.00	4,480.86	4,480.86	0.00	4,480.86	0.00	4,480.86	0.00	4,480.86	0.00	0.00	4,480.86	0.00	4,480.86	0.00	0.00	4,480.86	0.00	0.00	0.00	0.00	
Honoraria - Civilian	5010210001	0.00	4,480.86	4,480.86	0.00	4,480.86	0.00	4,480.86	0.00	4,480.86	0.00	0.00	4,480.86	0.00	4,480.86	0.00	0.00	4,480.86	0.00	0.00	0.00	0.00	
Hazard Pay (HP)	5010211000	2,111,000.00	361,846.29	2,472,846.29	2,111,000.00	361,846.29	0.00	2,472,846.29	0.00	2,472,846.29	0.00	0.00	2,472,846.29	0.00	2,472,846.29	0.00	0.00	2,472,846.29	0.00	0.00	0.00	0.00	
HP - Magna Carta Benefits for Science and Technology under R.A. 8439	5010211004	2,111,000.00	361,846.29	2,472,846.29	2,111,000.00	361,846.29	0.00	2,472,846.29	0.00	2,472,846.29	0.00	0.00	2,472,846.29	0.00	2,472,846.29	0.00	0.00	2,472,846.29	0.00	0.00	0.00	0.00	
Overtime and Night Pay	5010213000	0.00	2,630.23	2,630.23	0.00	2,630.23	0.00	2,630.23	2,630.23	0.00	0.00	0.00	2,630.23	0.00	2,630.23	0.00	0.00	2,630.23	0.00	0.00	0.00	0.00	
Overtime Pay	5010213001	0.00	2,630.23	2,630.23	0.00	2,630.23	0.00	2,630.23	2,630.23	0.00	0.00	0.00	2,630.23	0.00	2,630.23	0.00	0.00	2,630.23	0.00	0.00	0.00	0.00	
Year End Bonus	5010214000	5,552,000.00	(1,670,482.16)	3,881,517.84	5,552,000.00	(1,670,482.16)	0.00	3,881,517.84	287,457.70	0.00	0.00	0.00	287,457.70	119,058.00	116,732.00	0.00	0.00	235,790.00	0.00	3,594,060.14	51,667.70	0.00	
Bonus - Civilian	5010214001	5,552,000.00	(1,670,482.16)	3,881,517.84	5,552,000.00	(1,670,482.16)	0.00	3,881,517.84	287,457.70	0.00	0.00	0.00	287,457.70	119,058.00	116,732.00	0.00	0.00	235,790.00	0.00	3,594,060.14	51,667.70	0.00	
Cash Gift	5010215000	450,000.00	0.00	450,000.00	450,000.00	0.00	0.00	450,000.00	19,000.00	0.00	0.00	0.00	19,000.00	12,500.00	3,000.00	0.00	0.00	15,500.00	0.00	431,000.00	3,500.00	0.00	
Cash Gift - Civilian	5010215001	450,000.00	0.00	450,000.00	450,000.00	0.00	0.00	450,000.00	19,000.00	0.00	0.00	0.00	19,000.00	12,500.00	3,000.00	0.00	0.00	15,500.00	0.00	431,000.00	3,500.00	0.00	
Mid-Year Bonus - Civilian	5010216000	5,552,000.00	870,711.00	6,422,711.00	5,552,000.00	870,711.00	0.00	6,422,711.00	2,683.00	6,368,671.00	0.00	0.00	6,371,354.00	0.00	6,371,354.00	0.00	0.00	6,371,354.00	0.00	51,357.00	0.00	0.00	
Mid-Year Bonus - Civilian	5010216001	5,552,000.00	870,711.00	6,422,711.00	5,552,000.00	870,711.00	0.00	6,422,711.00	2,683.00	6,368,671.00	0.00	0.00	6,371,354.00	0.00	6,371,354.00	0.00	0.00	6,371,354.00	0.00	51,357.00	0.00	0.00	
Other Bonuses and Allowances	5010299000	450,000.00	0.00	450,000.00	450,000.00	0.00	0.00	450,000.00	7,000.00	0.00	0.00	0.00	7,000.00	7,000.00	0.00	0.00	0.00	7,000.00	0.00	443,000.00	0.00	0.00	
Productivity Enhancement Incentive - Civilian	5010299012	450,000.00	0.00	450,000.00	450,000.00	0.00	0.00	450,000.00	7,000.00	0.00	0.00	0.00	7,000.00	7,000.00	0.00	0.00	0.00	7,000.00	0.00	443,000.00	0.00	0.00	
Personnel Benefit Contributions		1,556,000.00	2,300.00	1,558,300.00	1,556,000.00	2,300.00	0.00	1,558,300.00	354,275.28	360,336.50	419,148.44	0.00	1,133,760.22	343,175.28	371,436.50	408,948.44	0.00	1,123,560.22	0.00	424,539.78	10,200.00	0.00	
Pag-IBIG Contributions	5010302000	108,000.00	1,700.00	109,700.00	108,000.00	1,700.00	0.00	109,700.00	26,300.00	28,900.00	41,600.00	0.00	98,800.00	28,300.00	28,900.00	41,600.00	0.00	98,800.00	0.00	10,900.00	0.00	0.00	
Pag-IBIG - Civilian																							

Department : Department of Information and Communications Technology
 Agency/Entity : National Privacy Commission
 Operating Unit : < not applicable >
 Organization Code (UACS) : 37 003 000000
 Fund Cluster : 01 - Regular Agency Fund
 (e.g. UACS Fund Cluster: 01-Regular Agency Fund, 02-Foreign Assisted Projects Fund, 03-Special Account-Locally Funded/Domestic Grants Fund, and 04-Special Account-Foreign Assisted/Foreign Grants Fund)

X	Current Year Appropriations
	Supplemental Appropriations
	Continuing Appropriations


Particulars	UACS CODE	Appropriations									Allotments					Obligations					Disbursements					Balances			
		Authorized Appropriations	Adjustments (To/From, Modifications/Augmentations)	Adjusted Appropriations	Allotments Received	Adjustments (Reductions, Modifications/Augmentations)	Transfer To	Transfer From	Adjusted Allotments	1st Quarter Ending March 31	2nd Quarter Ending June 30	3rd Quarter Ending September 30	4th Quarter Ending December 31	Total	1st Quarter Ending March 31	2nd Quarter Ending June 30	3rd Quarter Ending September 30	4th Quarter Ending December 31	Total	Unreleased Appropriations	Unobligated Allotments	Unpaid Obligations (15-20)=(23-24)							
		3	4	5=(3+4)	6	7	8	9	10=[(8+)-(7)-8+9]	11	12	13	14	15=[(11+12+13+14)]	16	17	18	19	20=(16+17+18+19)	21=(5-10)	22=(10-15)	23	24						
Training and Scholarship Expenses		5,000,000.00	(2,256,626.39)	2,743,373.61	5,000,000.00	(2,256,626.39)	0.00	0.00	2,743,373.61	0.00	105,082.67	57,480.15	0.00	162,562.82	0.00	71,003.34	91,559.48	0.00	162,562.82	0.00	2,580,810.79	0.00	0.00	0.00					
Training Expenses	5020201000	5,000,000.00	(2,256,626.39)	2,743,373.61	5,000,000.00	(2,256,626.39)	0.00	0.00	2,743,373.61	0.00	105,082.67	57,480.15	0.00	162,562.82	0.00	71,003.34	91,559.48	0.00	162,562.82	0.00	2,580,810.79	0.00	0.00	0.00					
ICT Training Expenses	5020201001	50,000.00	(50,000.00)	0.00	50,000.00	(50,000.00)	0.00	0.00	0.00	0.00	0.00	0.00	0.00	0.00	0.00	0.00	0.00	0.00	0.00	0.00	0.00	0.00	0.00						
Training Expenses	5020201002	4,950,000.00	(2,206,626.39)	2,743,373.61	4,950,000.00	(2,206,626.39)	0.00	0.00	2,743,373.61	0.00	105,082.67	57,480.15	0.00	162,562.82	0.00	71,003.34	91,559.48	0.00	162,562.82	0.00	2,580,810.79	0.00	0.00	0.00					
Supplies and Materials Expenses		4,419,000.00	611,750.00	5,030,750.00	4,419,000.00	611,750.00	0.00	0.00	5,030,750.00	665,162.73	1,305,172.02	619,685.03	0.00	2,590,019.78	533,235.23	1,219,015.52	724,269.03	0.00	2,476,519.78	0.00	2,440,730.22	0.00	115,600.00	0.00					
Office Supplies Expenses	5020301000	763,000.00	65,000.00	828,000.00	763,000.00	65,000.00	0.00	0.00	828,000.00	151,702.00	433,049.00	55,744.00	0.00	640,495.00	151,702.00	214,965.00	273,828.00	0.00	640,495.00	0.00	187,505.00	0.00	0.00	0.00					
ICT Office Supplies	5020301001	13,000.00	(13,000.00)	0.00	13,000.00	(13,000.00)	0.00	0.00	0.00	0.00	0.00	0.00	0.00	0.00	0.00	0.00	0.00	0.00	0.00	0.00	0.00	0.00	0.00						
Office Supplies Expenses	5020301002	750,000.00	78,000.00	828,000.00	750,000.00	78,000.00	0.00	0.00	828,000.00	151,702.00	433,049.00	55,744.00	0.00	640,495.00	151,702.00	214,965.00	273,828.00	0.00	640,495.00	0.00	187,505.00	0.00	0.00	0.00					
Accountable Forms Expenses	5020302000	4,000.00	0.00	4,000.00	4,000.00	0.00	0.00	0.00	4,000.00	0.00	1,600.00	1,150.00	0.00	2,750.00	0.00	1,600.00	1,150.00	0.00	2,750.00	0.00	1,250.00	0.00	0.00	0.00					
Fuel, Oil and Lubricants Expenses	5020309000	3,000,000.00	0.00	3,000,000.00	3,000,000.00	0.00	0.00	0.00	3,000,000.00	387,860.73	370,154.52	333,752.03	0.00	1,091,767.28	346,233.23	411,782.02	333,752.03	0.00	1,091,767.28	0.00	1,908,232.72	0.00	0.00	0.00					
Semi-Expendable Machinery and Equipment	5020321000	18,000.00	86,000.00	104,000.00	18,000.00	86,000.00	0.00	0.00	104,000.00	0.00	0.00	10,000.00	0.00	10,000.00	0.00	0.00	10,000.00	0.00	10,000.00	0.00	94,000.00	0.00	0.00	0.00					
Semi-Expendable Machinery and Equipment Expenses	5020321000	0.00	40,000.00	40,000.00	0.00	40,000.00	0.00	0.00	40,000.00	0.00	0.00	10,000.00	0.00	10,000.00	0.00	0.00	10,000.00	0.00	10,000.00	0.00	30,000.00	0.00	0.00	0.00					
Other Machinery and Equipment	5020321099	18,000.00	46,000.00	64,000.00	18,000.00	46,000.00	0.00	0.00	64,000.00	0.00	0.00	0.00	0.00	0.00	0.00	0.00	0.00	0.00	0.00	64,000.00	0.00	0.00	0.00						
Other Supplies and Materials Expenses	5020399000	634,000.00	460,750.00	1,094,750.00	634,000.00	460,750.00	0.00	0.00	1,094,750.00	125,600.00	500,368.50	219,039.28	0.00	845,007.50	35,300.00	590,668.50	105,539.00	0.00	731,507.50	0.00	249,742.50	0.00	113,500.00	0.00					
Utility Expenses		5,981,000.00	0.00	5,981,000.00	5,981,000.00	0.00	0.00	0.00	5,981,000.00	634,111.91	1,660,512.95	1,628,345.28	0.00	3,822,970.14	634,111.91	1,660,512.95	1,628,345.28	0.00	3,822,970.14	0.00	1,332,970.86	0.00	0.00	0.00					
Water Expenses	5020401000	531,000.00	0.00	531,000.00	531,000.00	0.00	0.00	0.00	531,000.00	56,724.00	86,112.00	60,024.00	0.00	202,860.00	56,724.00	86,112.00	60,024.00	0.00	202,860.00	0.00	328,140.00	0.00	0.00	0.00					
Electricity Expenses	5020402000	5,450,000.00	0.00	5,450,000.00	5,450,000.00	0.00	0.00	0.00	5,450,000.00	577,387.91	1,574,400.95	1,468,321.28	0.00	3,620,110.14	577,387.91	1,574,400.95	1,468,321.28	0.00	3,620,110.14	0.00	1,829,889.86	0.00	0.00	0.00					
Communication Expenses		3,452,000.00	35,600.00	3,487,600.00	3,452,000.00	35,600.00	0.00	0.00	3,487,600.00	1,478,714.00	338,620.16	338,870.00	0.00	2,155,204.16	359,434.00	453,224.67	676,410.00	0.00	3,822,970.14	0.00	1,389,088.67	0.00	766,135.49	0.00					
Postage and Courier Services	5020501000	150,000.00	36,000.00	186,000.00	150,000.00	36,000.00	0.00	0.00	186,000.00	24,759.00	1,982.00	270.00	0.00	27,011.00	24,759.00	1,982.00	270.00	0.00	27,011.00	0.00	158,999.00	0.00	0.00	0.00					
Telephone Expenses	5020502000	1,962,000.00	(400.00)	1,961,600.00	1,962,000.00	(400.00)	0.00	0.00	1,961,600.00	741,635.00	337,638.16	336,600.00	0.00	1,415,673.16	334,675.00	386,138.16	338,700.00	0.00	1,059,513.16	0.00	545,726.84	0.00	356,360.00	0.00					
Mobile	5020502001	1,342,000.00	(400.00)	1,341,600.00	1,342,000.00	(400.00)	0.00	0.00	1,341,600.00	445,475.00	338,000.00	233,000.00	0.00	1,016,475.00	334,675.00	334,500.00	235,100.00	0.00	904,275.00	0.00	325,125.00	0.00	112,200.00	0.00					
Landline	5020502002	620,000.00	0.00	620,000.00	620,000.00	0.00	0.00	0.00	620,000.00	296,160.00	(361.84)	103,600.00	0.00	399,398.16	0.00	51,638.16	103,600.00	0.00	155,238.16	0.00	220,801.84	0.00	244,160.00	0.00					
Internet Subscription Expenses	5020503000	1,340,000.00	0.00	1,340,000.00	1,340,000.00	0.00	0.00	0.00	1,340,000.00	712,320.00	0.00	0.00	0.00	712,320.00	0.00	65,104.51	237,440.00	0.00	302,544.51	0.00	627,800.00	0.00	409,775.49	0.00					
Confidential, Intelligence and Extraordinary		1,443,000.00	0.00	1,443,000.00	1,443,000.00	0.00	0.00	0.00	1,443,000.00	359,400.00	323,160.00	352,350.00	0.00	1,034,900.00	359,400.00	323,160.00	352,350.00	0.00	1,034,900.00	0.00	408,100.00	0.00	0.00	0.00					
Extraordinary and Miscellaneous Expenses	5021003000	1,443,000.00	0.00	1,443,000.00	1,443,000.00	0.00	0.00	0.00	1,443,000.00	359,400.00	323,160.00	352,350.00	0.00	1,034,900.00	359,400.00	323,160.00	352,350.00	0.00	1,034,900.00	0.00	408,100.00	0.00	0.00	0.00					
Professional Services		48,111,000.00	(3,911,846.90)	45,199,153.10	48,111,000.00	(3,911,846.90)	0.00	0.00	45,199,153.10	10,287,977.61	9,377,653.96	6,287,942.07	0.00	31,212,873.63	9,287,494.40	9,690,240.83	11,240,373.32	0.00	30,216,113.55	0.00	13,986,279.47	194,760.08	800,000.00	0.00					
Auditing Services	5021102000	273,000.00	571.20	273,571.20	273,000.00	571.20	0.00	0.00	273,571.20	55,847.34	68,352.57	68,295.60	0.00	192,495.51	55,847.34	68,352.57	68,295.60	0.00	192,495.51	0.00	81,075.69	0.00	0.00	0.00					
Consultancy Services	5021103000	5,726,000.00	(2,875,000.00)	2,851,000.00	5,726,000.00	(2,875,000.00)	0.00	0.00	2,851,000.00	1,200,000.00	800,000.00	500,000.00	0.00	2,500,000.00	200,000.00	600,000.00	900,000.00	0.00	1,700,000.00	0.00	351,000.00	0.00	800,000.00	0.00					
ICT Consultancy Services	5021103001	2,275,000.00	(2,175,000.00)	100,000.00	2,275,000.00	(2,175,000.00)	0.00	0.00	100,000.00	0.00	0.00	0.00	0.00	0.00	0.00	0.00	0.00	0.00	0.00	0.00	100,000.00	0.00	0.00	0.00					
Consultancy Services	5021103002	3,451,000.00	(700,000.00)	2,751,000.00	3,451,000.00	(700,000.00)	0.00	0.00	2,751,000.00	1,200,000.00	800,000.00	500,000.00	0.00	2,500,000.00	200,000.00	600,000.00	900,000.00	0.00	1,700,000.00	0.00	251,000.00	0.00	800,000.00	0.00					
Other Professional Services	5021199000	43,112,000.00	(1,037,418.10)	42,074,581.90	43,112,000.00	(1,037,418.10)	0.00	0.00	42,074,581.90	9,032,130.27	9,109,201.38	10,379,046.47	0.00	28,520,378.12	9,031,652.06	9,021,888.26	10,272,077.72	0.00	28,325,618.04	0.00	13,554,203.78	194,760.08	0.00	0.00					
General Services		4,489,000.00	520,041.69	5,019,041.69	4,489,000.00	520,041.69	0.00	0.00	5,019,041.69	2,939,619.21	746,612.50	767,299.77	0.00	4,453,531.48	6,288.85	1,129,486.44	1,305,410.98	0.00	2,441,188.29	0.00	565,610.21	16,885.53	1,995,459.66	0.00					
Janitorial Services	5021202000	1,430,000.00	369,050.79	1,799,050.79	1,430,000.00	369,050.79	0.00	0.00	1,799,050.79	1,641,348.56	0.00	0.00	0.00	1,641,348.56	0.00	285,050.79	389,471.15	0.00	674,521.94	0.00	157,702.23	16,885.53	949,941.09	0.00					
Security Services	5021203000	2,500,000.00	299,990.90	2,799,990.90	2,500,000.00	299,990.90	0.00	0.00	2																				


Department : Department of Information and Communications Technology
 Agency/Entity : National Privacy Commission
 Operating Unit : < not applicable >
 Organization Code (UACS) : 37 003 0000000
 Fund Cluster : 01 - Regular Agency Fund


X Current Year Appropriations
 Supplemental Appropriations
 Continuing Appropriations


(e.g. UACS Fund Cluster: 01-Regular Agency Fund, 02-Foreign Assisted Projects Fund, 03-Special Account-Locally Funded/Domestic Grants Fund, and 04-Special Account-Foreign Assisted/Foreign Grants Fund)

Particulars	UACS CODE	Appropriations		Allotments		Obligations					Disbursements					Balances									
		Authorized Appropriations	Adjustments (To/From, Modifications/Auomentations)	Adjusted Appropriations	Allotments Received	Adjustments (Reductions, Modifications/Augmentations)	Transfer To	Transfer From	Adjusted Allotments	1st Quarter Ending March 31	2nd Quarter Ending June 30	3rd Quarter Ending September 30	4th Quarter Ending December 31	Total	1st Quarter Ending March 31	2nd Quarter Ending June 30	3rd Quarter Ending September 30	4th Quarter Ending December 31	Total	Unreleased Appropriations	Unobligated Allotments	Unpaid Obligations (15-20)=(23+24)			
										10=[(6+)-(-)7]-8+9]	11	12	13	14	15=(11+12+13+14)	16	17	18	19			20=(16+17+18+19)	21=(5-10)	22=(10-15)	23
Rents - Building and Structures	5029905001	20,323,000.00	1,490,486.40	21,813,486.40	20,323,000.00	1,490,486.40	0.00	21,813,486.40	18,500,876.80	0.00	3,312,609.60	0.00	0.00	21,813,486.40	2,312,609.60	0.00	9,250,438.40	0.00	11,563,048.00	0.00	0.00	6,937,828.80	3,312,609.60	0.00	0.00
Membership Dues and Contributions	5029906000	400,000.00	(245,000.00)	155,000.00	400,000.00	(245,000.00)	0.00	155,000.00	0.00	65,000.00	90,000.00	0.00	0.00	155,000.00	0.00	65,000.00	90,000.00	0.00	155,000.00	0.00	0.00	0.00	0.00	0.00	0.00
Subscription Expenses	5029907000	19,410,000.00	(2,669,152.45)	16,740,847.55	19,410,000.00	(2,669,152.45)	0.00	16,740,847.55	8,708,314.00	0.00	850,622.43	0.00	0.00	9,558,936.43	917,880.00	4,082,120.00	4,458,136.43	0.00	9,458,136.43	0.00	7,181,911.12	0.00	100,800.00	0.00	0.00
ICT Software Subscription	5029907001	15,830,000.00	(4,294,152.45)	11,535,847.55	15,830,000.00	(4,294,152.45)	0.00	11,535,847.55	8,708,314.00	0.00	749,822.43	0.00	0.00	9,458,136.43	917,880.00	4,082,120.00	4,458,136.43	0.00	9,458,136.43	0.00	2,077,711.12	0.00	0.00	0.00	0.00
Cloud Computing Service	5029907003	3,250,000.00	1,750,000.00	5,000,000.00	3,250,000.00	1,750,000.00	0.00	5,000,000.00	0.00	0.00	0.00	0.00	0.00	0.00	0.00	0.00	0.00	0.00	0.00	0.00	5,000,000.00	0.00	0.00	0.00	0.00
Library and Other Reading Materials Subscription Expenses	5029907004	330,000.00	(125,000.00)	205,000.00	330,000.00	(125,000.00)	0.00	205,000.00	0.00	0.00	100,800.00	0.00	0.00	100,800.00	0.00	0.00	0.00	0.00	0.00	0.00	104,200.00	0.00	100,800.00	0.00	0.00
Other Maintenance and Operating Expenses	5029990000	128,000.00	888,000.00	1,016,000.00	128,000.00	888,000.00	0.00	1,016,000.00	52,863.50	45,750.00	126,690.00	0.00	0.00	225,303.50	52,863.50	45,750.00	121,690.00	0.00	220,303.50	0.00	790,696.50	0.00	5,000.00	0.00	0.00
Other Maintenance and Operating Expenses	5029990999	128,000.00	888,000.00	1,016,000.00	128,000.00	888,000.00	0.00	1,016,000.00	52,863.50	45,750.00	126,690.00	0.00	0.00	225,303.50	52,863.50	45,750.00	121,690.00	0.00	220,303.50	0.00	790,696.50	0.00	5,000.00	0.00	0.00
Capital Outlays		4,000,000.00	0.00	4,000,000.00	4,000,000.00	0.00	0.00	4,000,000.00	0.00	0.00	0.00	0.00	0.00	0.00	0.00	0.00	0.00	0.00	0.00	0.00	4,000,000.00	0.00	0.00	0.00	0.00
Property, Plant and Equipment Outlay		4,000,000.00	0.00	4,000,000.00	4,000,000.00	0.00	0.00	4,000,000.00	0.00	0.00	0.00	0.00	0.00	0.00	0.00	0.00	0.00	0.00	0.00	0.00	4,000,000.00	0.00	0.00	0.00	0.00
Machinery and Equipment Outlay	5060405000	4,000,000.00	0.00	4,000,000.00	4,000,000.00	0.00	0.00	4,000,000.00	0.00	0.00	0.00	0.00	0.00	0.00	0.00	0.00	0.00	0.00	0.00	0.00	4,000,000.00	0.00	0.00	0.00	0.00
Information and Communication Technology Equipment	5060405003	4,000,000.00	0.00	4,000,000.00	4,000,000.00	0.00	0.00	4,000,000.00	0.00	0.00	0.00	0.00	0.00	0.00	0.00	0.00	0.00	0.00	0.00	0.00	4,000,000.00	0.00	0.00	0.00	0.00
B. AUTOMATIC APPROPRIATIONS		7,996,000.00	0.00	7,996,000.00	7,996,000.00	0.00	0.00	7,996,000.00	2,298,100.58	1,826,447.68	3,334,631.73	0.00	0.00	7,459,179.99	1,526,110.49	2,586,437.77	2,558,380.85	0.00	6,683,929.11	0.00	536,820.01	775,250.88	0.00	0.00	0.00
Retirement and Life Insurance Premiums		7,996,000.00	0.00	7,996,000.00	7,996,000.00	0.00	0.00	7,996,000.00	2,298,100.58	1,826,447.68	3,334,631.73	0.00	0.00	7,459,179.99	1,526,110.49	2,586,437.77	2,558,380.85	0.00	6,683,929.11	0.00	536,820.01	775,250.88	0.00	0.00	0.00
C. SPECIAL PURPOSE FUNDS		0.00	25,741,729.00	25,741,729.00	0.00	25,741,729.00	0.00	25,741,729.00	18,659,159.40	600,228.68	6,492,339.32	0.00	0.00	26,741,727.40	18,427,600.62	3,631,687.46	6,184,601.48	0.00	25,443,869.53	0.00	1.60	297,737.87	0.00	0.00	0.00
Miscellaneous Personnel Benefits Fund		0.00	24,117,082.00	24,117,082.00	0.00	24,117,082.00	0.00	24,117,082.00	18,479,939.40	437,632.68	5,199,508.32	0.00	0.00	24,117,080.40	18,248,280.62	3,669,291.46	4,901,770.45	0.00	23,819,342.53	0.00	1.60	297,737.87	0.00	0.00	0.00
Other Compensation	5010200000	0.00	24,117,082.00	24,117,082.00	0.00	24,117,082.00	0.00	24,117,082.00	18,479,939.40	437,632.68	5,199,508.32	0.00	0.00	24,117,080.40	18,248,280.62	3,669,291.46	4,901,770.45	0.00	23,819,342.53	0.00	1.60	297,737.87	0.00	0.00	0.00
Other Bonuses and Allowances		0.00	24,117,082.00	24,117,082.00	0.00	24,117,082.00	0.00	24,117,082.00	18,479,939.40	437,632.68	5,199,508.32	0.00	0.00	24,117,080.40	18,248,280.62	3,669,291.46	4,901,770.45	0.00	23,819,342.53	0.00	1.60	297,737.87	0.00	0.00	0.00
Subsistence Allowance - Magna Carta Benefits for Science and Technology under R.A. 8439	5010205002	0.00	2,367,300.00	2,367,300.00	0.00	2,367,300.00	0.00	2,367,300.00	1,918,950.00	30,450.00	417,900.00	0.00	0.00	2,367,300.00	1,918,950.00	30,450.00	399,750.00	0.00	2,349,150.00	0.00	0.00	0.00	0.00	0.00	0.00
Laundry Allowance - Magna Carta Benefits for Science and Technology under R.A. 8439	5010206003	0.00	358,679.09	358,679.09	0.00	358,679.09	0.00	358,679.09	290,746.56	4,614.19	63,317.46	0.00	0.00	358,678.21	290,746.56	4,614.19	60,567.49	0.00	355,928.24	0.00	0.88	0.00	0.00	0.00	0.00
Hazard Pay	5010211001	0.00	402,568.81	402,568.81	0.00	402,568.81	0.00	402,568.81	0.00	402,568.49	0.00	0.00	0.00	402,568.49	0.00	402,568.49	0.00	0.00	402,568.49	0.00	0.32	0.00	0.00	0.00	0.00
HP - Magna Carta Benefits for Science and Technology under R.A. 8439	5010211004	0.00	17,246,462.06	17,246,462.06	0.00	17,246,462.06	0.00	17,246,462.06	13,038,584.06	0.00	4,207,877.60	0.00	0.00	17,246,461.66	13,038,584.06	0.00	4,094,992.85	0.00	17,133,578.91	0.00	0.40	0.00	0.00	0.00	0.00
Performance Based Bonus - Civilian	5010299014	0.00	3,742,072.04	3,742,072.04	0.00	3,742,072.04	0.00	3,742,072.04	3,231,658.78	0.00	510,413.26	0.00	0.00	3,742,072.04	0.00	3,231,658.78	346,460.11	0.00	3,578,118.89	0.00	0.00	0.00	0.00	0.00	0.00
Pension and Gratuity Fund		0.00	1,624,647.00	1,624,647.00	0.00	1,624,647.00	0.00	1,624,647.00	179,220.00	162,596.00	1,282,831.00	0.00	0.00	1,624,647.00	179,220.00	162,596.00	1,282,831.00	0.00	1,624,647.00	0.00	0.00	0.00	0.00	0.00	0.00
Other Personnel Benefits	5010400000	0.00	1,624,647.00	1,624,647.00	0.00	1,624,647.00	0.00	1,624,647.00	179,220.00	162,596.00	1,282,831.00	0.00	0.00	1,624,647.00	179,220.00	162,596.00	1,282,831.00	0.00	1,624,647.00	0.00	0.00	0.00	0.00	0.00	0.00
Terminal Leave Benefits		0.00	1,624,647.00	1,624,647.00	0.00	1,624,647.00	0.00	1,624,647.00	179,220.00	162,596.00	1,282,831.00	0.00	0.00	1,624,647.00	179,220.00	162,596.00	1,282,831.00	0.00	1,624,647.00	0.00	0.00	0.00	0.00	0.00	0.00
Terminal Leave Benefits - Civilian	5010403001	0.00	1,624,647.00	1,624,647.00	0.00	1,624,647.00	0.00	1,624,647.00	179,220.00	162,596.00	1,282,831.00	0.00	0.00	1,624,647.00	179,220.00	162,596.00	1,282,831.00	0.00	1,624,647.00	0.00	0.00	0.00	0.00	0.00	0.00
GRAND TOTAL		228,175,000.00	25,741,729.00	253,916,729.00	228,175,000.00	25,741,729.00	0.00	253,916,729.00	90,764,712.25	54,144,067.72	54,679,536.44	0.00	0.00	199,588,305.41	57,180,064.74	61,359,192.79	64,403,796.82	0.00	182,943,054.35	0.00	54,328,423.59	8,413,523.99	8,231,727.07	0.00	0.00

Certified Correct:

 CAMILLE JOYA M. PALCO
 ADMINISTRATIVE OFFICER IV
 Date: October 17, 2023 06:21 PM

Certified Correct:

 JOVINA CARLINI GOMEZ
 ACCOUNTANT II
 Date: October 17, 2023 06:21 PM

Recommending Approver:

 ATTY. MANUEL O. SAUTI
 DIRECTOR IV, FAO
 Date: October 17, 2023 06:33 PM

Approved By:

 ATTY. MANUEL O. SAUTI
 EXECUTIVE DIRECTOR IV
 Date: October 27, 2023 11:15 AM

SUMMARY OF APPROPRIATIONS, ALLOTMENTS, OBLIGATIONS, DISBURSEMENTS AND BALANCES BY OBJECT OF EXPENDITURES
As at the Quarter Ending September 30, 2023

Department : Department of Information and Communications Technology
 Agency/Entity : National Privacy Commission
 Operating Unit : < not applicable >
 Organization Code (UACS) : 37 003 0000000
 Fund Cluster : 01 - Regular Agency Fund

X	Current Year Appropriations
	Supplemental Appropriations
	Continuing Appropriations

(e.g. UACS Fund Cluster: 01-Regular Agency Fund, 02-Foreign Assisted Projects Fund, 03-Special Account-Locally Funded/Domestic Grants Fund, and 04-Special Account-Foreign Assisted/Foreign Grants Fund)

Particulars	UACS CODE	Appropriations					Allotments				Obligations				Disbursements				Balances				
		Authorized Appropriations	Adjustments (Transfer To/From, Modifications/Auomentalions)	Adjusted Appropriations	Allotments Received	Adjustments (Reductions, Modifications/Auomentalions)	Transfer To	Transfer From	Adjusted Allotments	1st Quarter Ending March 31	2nd Quarter Ending June 30	3rd Quarter Ending September 30	4th Quarter Ending December 31	Total	1st Quarter Ending March 31	2nd Quarter Ending June 30	3rd Quarter Ending September 30	4th Quarter Ending December 31	Total	Unreleased Appropriations	Unobligated Allotments	Unpaid Obligations (15-20)=(23-24)	
																						Due and Demandable	Not Yet Due and Demandable
1	2	3	4	5=(3+4)	6	7	8	9	10=[(8)-(7)-9]	11	12	13	14	15=(11+12+13+14)	16	17	18	19	20=(16+17+18+19)	21=(5-10)	22=(10-15)	23	24
SUMMARY		228,175,000.00	25,741,729.00	253,916,729.00	228,175,000.00	25,741,729.00	0.00	0.00	253,916,729.00	90,754,712.25	54,144,057.72	54,679,535.44	0.00	199,588,305.41	57,180,064.74	61,359,192.79	64,403,796.82	0.00	182,943,054.35	0.00	54,328,423.59	8,413,523.99	8,231,727.07
A AGENCY SPECIFIC BUDGET		220,179,000.00	0.00	220,179,000.00	220,179,000.00	0.00	0.00	220,179,000.00	69,807,452.27	51,717,381.36	44,862,564.39	0.00	166,387,398.02	40,226,453.63	54,920,067.86	55,659,214.52	0.00	160,815,135.71	0.00	53,791,601.98	7,340,535.24	191,060.93	0.00
Personnel Services		88,860,000.00	0.00	88,860,000.00	88,860,000.00	0.00	0.00	88,860,000.00	22,362,878.88	31,483,343.49	21,896,981.82	0.00	75,722,884.17	21,951,179.49	31,484,012.57	22,096,731.28	0.00	75,831,923.34	0.00	13,137,015.83	191,060.93	0.00	0.00
Salaries and Wages		66,627,000.00	412,836.64	67,039,836.64	66,627,000.00	412,836.64	0.00	67,039,836.64	19,706,930.10	20,477,807.91	19,821,743.83	0.00	60,006,481.84	19,498,523.42	20,362,451.09	20,026,913.34	0.00	69,887,897.85	0.00	7,033,354.80	118,583.99	0.00	0.00
Salaries and Wages - Regular	5010101000	66,627,000.00	412,836.64	67,039,836.64	66,627,000.00	412,836.64	0.00	67,039,836.64	19,706,930.10	20,477,807.91	19,821,743.83	0.00	60,006,481.84	19,498,523.42	20,362,451.09	20,026,913.34	0.00	69,887,897.85	0.00	7,033,354.80	118,583.99	0.00	0.00
Basic Salary - Civilian	5010101001	66,627,000.00	412,836.64	67,039,836.64	66,627,000.00	412,836.64	0.00	67,039,836.64	19,706,930.10	20,477,807.91	19,821,743.83	0.00	60,006,481.84	19,498,523.42	20,362,451.09	20,026,913.34	0.00	69,887,897.85	0.00	7,033,354.80	118,583.99	0.00	0.00
Other Compensation	5010203000	20,510,000.00	(484,932.64)	20,025,067.36	20,510,000.00	(484,932.64)	0.00	20,025,067.36	2,231,702.84	10,562,085.60	1,651,158.85	0.00	14,444,947.29	2,043,194.43	10,683,517.22	1,655,958.80	0.00	14,382,670.45	0.00	5,880,120.07	62,276.84	0.00	0.00
Personal Economic Relief Allowance (PERA)	5010201000	2,160,000.00	7,727.43	2,167,727.43	2,160,000.00	7,727.43	0.00	2,167,727.43	628,181.91	651,454.72	635,545.48	0.00	1,915,182.11	622,636.43	645,091.11	643,454.57	0.00	1,911,182.11	0.00	252,545.32	4,000.00	0.00	0.00
PERA - Civilian	5010201001	2,160,000.00	7,727.43	2,167,727.43	2,160,000.00	7,727.43	0.00	2,167,727.43	628,181.91	651,454.72	635,545.48	0.00	1,915,182.11	622,636.43	645,091.11	643,454.57	0.00	1,911,182.11	0.00	252,545.32	4,000.00	0.00	0.00
Representation Allowance (RA)	5010202000	1,278,000.00	198,000.00	1,476,000.00	1,278,000.00	198,000.00	0.00	1,476,000.00	450,250.00	402,000.00	402,508.29	0.00	1,254,758.29	447,500.00	404,750.00	402,508.29	0.00	1,254,758.29	0.00	221,241.71	0.00	0.00	0.00
Transportation Allowance (TA)	5010203000	1,278,000.00	36,000.00	1,314,000.00	1,278,000.00	36,000.00	0.00	1,314,000.00	288,500.00	257,000.00	253,508.28	0.00	799,008.28	288,500.00	257,000.00	253,508.28	0.00	799,008.28	0.00	514,991.72	0.00	0.00	0.00
Transportation Allowance (TA)	5010203001	1,278,000.00	36,000.00	1,314,000.00	1,278,000.00	36,000.00	0.00	1,314,000.00	288,500.00	257,000.00	253,508.28	0.00	799,008.28	288,500.00	257,000.00	253,508.28	0.00	799,008.28	0.00	514,991.72	0.00	0.00	0.00
Clothing/Uniform Allowance	5010204000	540,000.00	66,000.00	606,000.00	540,000.00	66,000.00	0.00	606,000.00	546,000.00	60,000.00	0.00	0.00	606,000.00	546,000.00	60,000.00	0.00	0.00	606,000.00	0.00	0.00	0.00	0.00	0.00
Clothing/Uniform Allowance - Civilian	5010204001	540,000.00	66,000.00	606,000.00	540,000.00	66,000.00	0.00	606,000.00	546,000.00	60,000.00	0.00	0.00	606,000.00	546,000.00	60,000.00	0.00	0.00	606,000.00	0.00	0.00	0.00	0.00	0.00
Subsistence Allowance (SA)	5010205000	263,000.00	347,850.00	610,850.00	263,000.00	347,850.00	0.00	610,850.00	0.00	300,150.00	310,500.00	0.00	610,850.00	0.00	300,150.00	307,800.00	0.00	607,950.00	0.00	0.00	2,700.00	0.00	0.00
Subsistence Allowance - Magna Carta Benefits for Science and Technology under R.A. 8439	5010205002	263,000.00	347,850.00	610,850.00	263,000.00	347,850.00	0.00	610,850.00	0.00	300,150.00	310,500.00	0.00	610,850.00	0.00	300,150.00	307,800.00	0.00	607,950.00	0.00	0.00	2,700.00	0.00	0.00
Laundry Allowance (LA)	5010206000	876,000.00	(709,496.29)	166,503.71	876,000.00	(709,496.29)	0.00	166,503.71	0.00	45,482.73	49,096.80	0.00	94,579.53	0.00	45,482.73	48,887.66	0.00	94,170.39	0.00	71,924.18	409.14	0.00	0.00
Laundry Allowance - Magna Carta Benefits for Science and Technology under R.A. 8439	5010206003	876,000.00	(709,496.29)	166,503.71	876,000.00	(709,496.29)	0.00	166,503.71	0.00	45,482.73	49,096.80	0.00	94,579.53	0.00	45,482.73	48,887.66	0.00	94,170.39	0.00	71,924.18	409.14	0.00	0.00
Honoraria	5010210000	0.00	4,480.86	4,480.86	0.00	4,480.86	0.00	4,480.86	0.00	4,480.86	0.00	0.00	4,480.86	0.00	4,480.86	0.00	0.00	4,480.86	0.00	0.00	0.00	0.00	0.00
Honoraria - Civilian	5010210001	0.00	4,480.86	4,480.86	0.00	4,480.86	0.00	4,480.86	0.00	4,480.86	0.00	0.00	4,480.86	0.00	4,480.86	0.00	0.00	4,480.86	0.00	0.00	0.00	0.00	0.00
Hazard Pay (HP)	5010211000	2,111,000.00	361,846.29	2,472,846.29	2,111,000.00	361,846.29	0.00	2,472,846.29	0.00	2,472,846.29	0.00	0.00	2,472,846.29	0.00	2,472,846.29	0.00	0.00	2,472,846.29	0.00	0.00	0.00	0.00	0.00
HP - Magna Carta Benefits for Science and Technology under R.A. 8439	5010211004	2,111,000.00	361,846.29	2,472,846.29	2,111,000.00	361,846.29	0.00	2,472,846.29	0.00	2,472,846.29	0.00	0.00	2,472,846.29	0.00	2,472,846.29	0.00	0.00	2,472,846.29	0.00	0.00	0.00	0.00	0.00
Overtime and Night Pay	5010213000	0.00	2,630.23	2,630.23	0.00	2,630.23	0.00	2,630.23	2,630.23	0.00	0.00	0.00	2,630.23	0.00	2,630.23	0.00	0.00	2,630.23	0.00	0.00	0.00	0.00	0.00
Overtime Pay	5010213001	0.00	2,630.23	2,630.23	0.00	2,630.23	0.00	2,630.23	2,630.23	0.00	0.00	0.00	2,630.23	0.00	2,630.23	0.00	0.00	2,630.23	0.00	0.00	0.00	0.00	0.00
Year End Bonus	5010214000	5,552,000.00	(1,670,482.16)	3,881,517.84	5,552,000.00	(1,670,482.16)	0.00	3,881,517.84	287,457.70	0.00	0.00	0.00	287,457.70	119,058.00	116,732.00	0.00	0.00	235,790.00	0.00	3,594,060.14	51,667.70	0.00	0.00
Bonus - Civilian	5010214001	5,552,000.00	(1,670,482.16)	3,881,517.84	5,552,000.00	(1,670,482.16)	0.00	3,881,517.84	287,457.70	0.00	0.00	0.00	287,457.70	119,058.00	116,732.00	0.00	0.00	235,790.00	0.00	3,594,060.14	51,667.70	0.00	0.00
Cash Gift	5010215000	450,000.00	0.00	450,000.00	450,000.00	0.00	0.00	450,000.00	19,000.00	0.00	0.00	0.00	19,000.00	12,500.00	3,000.00	0.00	0.00	15,500.00	0.00	431,000.00	3,500.00	0.00	0.00
Cash Gift - Civilian	5010215001	450,000.00	0.00	450,000.00	450,000.00	0.00	0.00	450,000.00	19,000.00	0.00	0.00	0.00	19,000.00	12,500.00	3,000.00	0.00	0.00	15,500.00	0.00	431,000.00	3,500.00	0.00	0.00
Mid-Year Bonus - Civilian	5010216000	5,552,000.00	870,711.00	6,422,711.00	5,552,000.00	870,711.00	0.00	6,422,711.00	2,683.00	6,368,671.00	0.00	0.00	6,371,354.00	0.00	6,371,354.00	0.00	0.00	6,371,354.00	0.00	51,357.00	0.00	0.00	0.00
Mid-Year Bonus - Civilian	5010216001	5,552,000.00	870,711.00	6,422,711.00	5,552,000.00	870,711.00	0.00	6,422,711.00	2,683.00	6,368,671.00	0.00	0.00	6,371,354.00	0.00	6,371,354.00	0.00	0.00	6,371,354.00	0.00	51,357.00	0.00	0.00	0.00
Other Bonuses and Allowances	5010299000	450,000.00	0.00	450,000.00	450,000.00	0.00	0.00	450,000.00	7,000.00	0.00	0.00	0.00	7,000.00	7,000.00	0.00	0.00	0.00	7,000.00	0.00	443,000.00	0.00	0.00	0.00
Productivity Enhancement Incentive - Civilian	5010299012	450,000.00	0.00	450,000.00	450,000.00	0.00	0.00	450,000.00	7,000.00	0.00	0.00	0.00	7,000.00	7,000.00	0.00	0.00	0.00	7,000.00	0.00	443,000.00	0.00	0.00	0.00
Personnel Benefit Contributions		1,566,000.00	2,300.00	1,568,300.00	1,566,000.00	2,300.00	0.00	1,568,300.00	354,276.28	360,336.50	419,148.44	0.00	1,133,760.22	343,175.28	371,436.50	408,948.44	0.00	1,123,660.22	0.00	424,539.78	10,200.00	0.0	

Department : Department of Information and Communications Technology
 Agency/Entity : National Privacy Commission
 Operating Unit : < not applicable >
 Organization Code (UAOS) : 37 003 0000000
 Fund Cluster : 01 - Regular Agency Fund
 (e.g. UAOS Fund Cluster: 01-Regular Agency Fund, 02-Foreign Assisted Projects Fund, 03-Special Account-Locally Funded/Domestic Grants Fund, and 04-Special Account-Foreign Assisted/Foreign Grants Fund)


X	Current Year Appropriations
	Supplemental Appropriations
	Continuing Appropriations


Particulars	UAOS CODE	Appropriations									Allotments					Obligations					Disbursements					Balances			
		Authorized Appropriations	Adjustments (Transfer To/From, Modifications/Aumentations)	Adjusted Appropriations	Allotments Received	Adjustments (Reductions, Modifications/Aumentations)	Transfer To	Transfer From	Adjusted Allotments	1st Quarter Ending March 31	2nd Quarter Ending June 30	3rd Quarter Ending September 30	4th Quarter Ending December 31	Total	1st Quarter Ending March 31	2nd Quarter Ending June 30	3rd Quarter Ending September 30	4th Quarter Ending December 31	Total	Unreleased Appropriations	Unobligated Allotments	Unpaid Obligations (15-20)=(23-24)							
		3	4	5=(3+4)	6	7	8	9	10=(6+(-7)+8)	11	12	13	14	15=(11+12+13+14)	16	17	18	19	20=(16+17+18+19)	21=(5-10)	22=(10-15)	23	24						
Training and Scholarship Expenses		5,000,000.00	(2,256,626.39)	2,743,373.61	5,000,000.00	(2,256,626.39)	0.00	0.00	2,743,373.61	0.00	105,062.67	57,480.15	0.00	162,562.82	0.00	71,003.34	91,559.48	0.00	162,562.82	0.00	2,580,810.79	0.00	0.00	0.00					
Training Expenses	5020201000	5,000,000.00	(2,256,626.39)	2,743,373.61	5,000,000.00	(2,256,626.39)	0.00	0.00	2,743,373.61	0.00	105,062.67	57,480.15	0.00	162,562.82	0.00	71,003.34	91,559.48	0.00	162,562.82	0.00	2,580,810.79	0.00	0.00	0.00					
ICT Training Expenses	5020201001	50,000.00	(50,000.00)	0.00	50,000.00	(50,000.00)	0.00	0.00	0.00	0.00	0.00	0.00	0.00	0.00	0.00	0.00	0.00	0.00	0.00	0.00	0.00	0.00	0.00						
Training Expenses	5020201002	4,950,000.00	(2,206,626.39)	2,743,373.61	4,950,000.00	(2,206,626.39)	0.00	0.00	2,743,373.61	0.00	105,062.67	57,480.15	0.00	162,562.82	0.00	71,003.34	91,559.48	0.00	162,562.82	0.00	2,580,810.79	0.00	0.00	0.00					
Supplies and Materials Expenses		4,419,000.00	611,750.00	5,030,750.00	4,419,000.00	611,750.00	0.00	0.00	5,030,750.00	665,162.73	1,305,172.02	619,695.03	0.00	2,590,019.78	533,236.23	1,219,015.52	724,269.03	0.00	2,476,519.78	0.00	2,440,730.22	0.00	113,500.00	0.00					
Office Supplies Expenses	5020301000	763,000.00	65,000.00	828,000.00	763,000.00	65,000.00	0.00	0.00	828,000.00	151,702.00	433,049.00	55,744.00	0.00	640,495.00	151,702.00	214,965.00	273,828.00	0.00	640,495.00	0.00	187,505.00	0.00	0.00	0.00					
ICT Office Supplies	5020301001	13,000.00	(13,000.00)	0.00	13,000.00	(13,000.00)	0.00	0.00	0.00	0.00	0.00	0.00	0.00	0.00	0.00	0.00	0.00	0.00	0.00	0.00	0.00	0.00	0.00						
Office Supplies Expenses	5020301002	750,000.00	78,000.00	828,000.00	750,000.00	78,000.00	0.00	0.00	828,000.00	151,702.00	433,049.00	55,744.00	0.00	640,495.00	151,702.00	214,965.00	273,828.00	0.00	640,495.00	0.00	187,505.00	0.00	0.00	0.00					
Accountable Forms Expenses	5020302000	4,000.00	0.00	4,000.00	4,000.00	0.00	0.00	0.00	4,000.00	0.00	1,600.00	1,150.00	0.00	2,750.00	0.00	1,600.00	1,150.00	0.00	2,750.00	0.00	1,250.00	0.00	0.00	0.00					
Fuel, Oil and Lubricants Expenses	5020309000	3,000,000.00	0.00	3,000,000.00	3,000,000.00	0.00	0.00	0.00	3,000,000.00	387,860.73	370,154.52	333,752.03	0.00	1,091,767.28	346,233.23	411,782.02	333,752.03	0.00	1,091,767.28	0.00	1,908,232.72	0.00	0.00	0.00					
Semi-Expendable Machinery and Equipment	5020321000	18,000.00	86,000.00	104,000.00	18,000.00	86,000.00	0.00	0.00	104,000.00	0.00	0.00	10,000.00	0.00	10,000.00	0.00	0.00	10,000.00	0.00	10,000.00	0.00	94,000.00	0.00	0.00	0.00					
Semi-Expendable Machinery and Equipment Expenses	5020321000	0.00	40,000.00	40,000.00	0.00	40,000.00	0.00	0.00	40,000.00	0.00	0.00	10,000.00	0.00	10,000.00	0.00	0.00	10,000.00	0.00	10,000.00	0.00	30,000.00	0.00	0.00	0.00					
Other Machinery and Equipment	5020321099	18,000.00	46,000.00	64,000.00	18,000.00	46,000.00	0.00	0.00	64,000.00	0.00	0.00	0.00	0.00	0.00	0.00	0.00	0.00	0.00	0.00	64,000.00	0.00	0.00	0.00						
Other Supplies and Materials Expenses	5020399000	634,000.00	460,750.00	1,094,750.00	634,000.00	460,750.00	0.00	0.00	1,094,750.00	125,600.00	500,368.50	219,039.00	0.00	845,007.50	35,300.00	590,668.50	105,539.00	0.00	731,507.50	0.00	249,742.50	0.00	113,500.00	0.00					
Utility Expenses		5,981,000.00	0.00	5,981,000.00	5,981,000.00	0.00	0.00	0.00	5,981,000.00	634,111.91	1,660,512.95	1,528,345.28	0.00	3,822,970.14	634,111.91	1,660,512.95	1,528,345.28	0.00	3,822,970.14	0.00	2,168,029.86	0.00	0.00	0.00					
Water Expenses	5020401000	531,000.00	0.00	531,000.00	531,000.00	0.00	0.00	0.00	531,000.00	56,724.00	86,112.00	60,024.00	0.00	202,860.00	56,724.00	86,112.00	60,024.00	0.00	202,860.00	0.00	328,140.00	0.00	0.00	0.00					
Electricity Expenses	5020402000	5,450,000.00	0.00	5,450,000.00	5,450,000.00	0.00	0.00	0.00	5,450,000.00	577,387.91	1,574,400.95	1,468,321.28	0.00	3,620,110.14	577,387.91	1,574,400.95	1,468,321.28	0.00	3,620,110.14	0.00	1,829,889.86	0.00	0.00	0.00					
Communication Expenses		3,452,000.00	35,600.00	3,487,600.00	3,452,000.00	35,600.00	0.00	0.00	3,487,600.00	1,478,714.00	339,620.16	336,870.00	0.00	2,155,204.16	359,434.00	453,224.67	576,410.00	0.00	1,389,068.67	0.00	1,332,996.84	0.00	766,135.49	0.00					
Postage and Courier Services	5020501000	150,000.00	36,000.00	186,000.00	150,000.00	36,000.00	0.00	0.00	186,000.00	24,759.00	1,982.00	270.00	0.00	27,011.00	24,759.00	1,982.00	270.00	0.00	27,011.00	0.00	158,989.00	0.00	0.00	0.00					
Telephone Expenses	5020502000	1,962,000.00	(400.00)	1,961,600.00	1,962,000.00	(400.00)	0.00	0.00	1,961,600.00	741,635.00	337,638.16	336,600.00	0.00	1,415,873.16	334,675.00	386,138.16	338,700.00	0.00	1,059,513.16	0.00	545,726.84	0.00	356,360.00	0.00					
Mobile	5020502001	1,342,000.00	(400.00)	1,341,600.00	1,342,000.00	(400.00)	0.00	0.00	1,341,600.00	445,475.00	338,000.00	233,000.00	0.00	1,016,475.00	334,675.00	334,500.00	235,100.00	0.00	904,275.00	0.00	325,100.00	0.00	112,200.00	0.00					
Landline	5020502002	620,000.00	0.00	620,000.00	620,000.00	0.00	0.00	0.00	620,000.00	296,160.00	(361.84)	103,600.00	0.00	399,398.16	0.00	51,638.16	103,600.00	0.00	155,238.16	0.00	220,801.84	0.00	244,160.00	0.00					
Internet Subscription Expenses	5020503000	1,340,000.00	0.00	1,340,000.00	1,340,000.00	0.00	0.00	0.00	1,340,000.00	712,320.00	0.00	0.00	0.00	712,320.00	0.00	65,104.51	237,440.00	0.00	302,544.51	0.00	627,680.00	0.00	409,775.49	0.00					
Confidential, Intelligence and Extraordinary		1,443,000.00	0.00	1,443,000.00	1,443,000.00	0.00	0.00	0.00	1,443,000.00	359,400.00	323,160.00	352,350.00	0.00	1,034,900.00	359,400.00	323,160.00	352,350.00	0.00	1,034,900.00	0.00	408,100.00	0.00	0.00	0.00					
Extraordinary and Miscellaneous Expenses	5021003000	1,443,000.00	0.00	1,443,000.00	1,443,000.00	0.00	0.00	0.00	1,443,000.00	359,400.00	323,160.00	352,350.00	0.00	1,034,900.00	359,400.00	323,160.00	352,350.00	0.00	1,034,900.00	0.00	408,100.00	0.00	0.00	0.00					
Professional Services		49,111,000.00	(3,911,846.90)	45,199,153.10	49,111,000.00	(3,911,846.90)	0.00	0.00	45,199,153.10	10,287,977.61	9,977,563.96	10,847,342.07	0.00	31,212,873.63	9,287,489.40	5,690,248.83	11,240,373.32	0.00	30,218,115.65	0.00	13,986,279.47	0.00	194,760.08	800,000.00					
Auditing Services	5021102000	273,000.00	571.20	273,571.20	273,000.00	571.20	0.00	0.00	273,571.20	55,847.34	68,352.57	68,295.60	0.00	192,495.51	55,847.34	68,352.57	68,295.60	0.00	192,495.51	0.00	81,075.99	0.00	0.00	0.00					
Consultancy Services	5021103000	5,726,000.00	(2,875,000.00)	2,851,000.00	5,726,000.00	(2,875,000.00)	0.00	0.00	2,851,000.00	1,200,000.00	800,000.00	500,000.00	0.00	2,500,000.00	200,000.00	600,000.00	900,000.00	0.00	1,700,000.00	0.00	351,000.00	0.00	800,000.00	0.00					
ICT Consultancy Services	5021103001	2,275,000.00	(2,175,000.00)	100,000.00	100,000.00	(2,175,000.00)	0.00	0.00	100,000.00	0.00	0.00	0.00	0.00	0.00	0.00	0.00	0.00	0.00	0.00	0.00	100,000.00	0.00	0.00	0.00					
Consultancy Services	5021103002	3,451,000.00	(700,000.00)	2,751,000.00	3,451,000.00	(700,000.00)	0.00	0.00	2,751,000.00	1,200,000.00	800,000.00	500,000.00	0.00	2,500,000.00	200,000.00	600,000.00	900,000.00	0.00	1,700,000.00	0.00	251,000.00	0.00	800,000.00	0.00					
Other Professional Services	5021199000	43,112,000.00	(1,037,418.10)	42,074,581.90	43,112,000.00	(1,037,418.10)	0.00	0.00	42,074,581.90	9,032,130.27	9,109,201.38	10,379,046.47	0.00	28,520,378.12	9,031,652.06	9,021,888.26	10,272,077.72	0.00	28,325,618.04	0.00	13,554,203.78	0.00	194,760.08	0.00					
General Services		4,499,000.00	820,041.69	5,019,041.69	4,499,000.00	520,041.69	0.00	0.00	5,019,041.69	2,939,619.21	746,612.50	767,299.77	0.00	4,453,531.48	6,288.85	1,129,496.46	1,305,410.98	0.00	2,441,186.29	0.00	565,610.21	16,885.53	1,995,459.66	0.00					
Janitorial Services	5021202000	1,430,000.00	369,050.79	1,799,050.79	1,430,000.00	369,050.79	0.00	0.00	1,799,050.79	1,641,348.56	0.00	0.00	0.00	1,641,348.56	0.00	285,050.79	389,471.15	0.00	674,521.94	0.00	157,702.23	16,885.53	949,941.09	0.00					
Security Services	5021203000	2,500,000.00	299,990.90	2,799,990.90	2,500,000.00	299,990.90	0.00	0.00	2,799,9																				


Department : Department of Information and Communications Technology
 Agency/Entity : National Privacy Commission
 Operating Unit : < not applicable >
 Organization Code (UACS) : 37 003 000000
 Fund Cluster : 01 - Regular Agency Fund
 (e.g. UACS Fund Cluster: 01-Regular Agency Fund, 02-Foreign Assisted Projects Fund, 03-Special Account-Locally Funded/Domestic Grants Fund, and 04-Special Account-Foreign Assisted/Foreign Grants Fund)


X	Current Year Appropriations
	Supplemental Appropriations
	Continuing Appropriations

Particulars	UACS CODE	Appropriations			Allotments						Obligations					Disbursements					Balances			
		Authorized Appropriations	Adjustments (Transfer To/From, Modifications/Auumentations)	Adjusted Appropriations	Allotments Received	Adjustments (Reductions, Modifications/Auumentations)	Transfer To	Transfer From	Adjusted Allotments	1st Quarter Ending March 31	2nd Quarter Ending June 30	3rd Quarter Ending September 30	4th Quarter Ending December 31	Total	1st Quarter Ending March 31	2nd Quarter Ending June 30	3rd Quarter Ending September 30	4th Quarter Ending December 31	Total	Unreleased Appropriations	Unobligated Allotments	Unpaid Obligations (15-20)=(23+24)		
																						Due and Demandable	Not Yet Due and Demandable	
1	2	3	4	5=(3+4)	6	7	8	9	10=(6+ 7 -8+9)	11	12	13	14	15=(11+12+13+14)	16	17	18	19	20=(16+17+18+19)	21=(5-10)	22=(10-15)	23	24	
Rents - Building and Structures	5029905001	20,323,000.00	1,490,486.40	21,813,486.40	20,323,000.00	1,490,486.40	0.00	0.00	21,813,486.40	18,500,876.80	0.00	3,312,609.60	0.00	21,813,486.40	2,312,609.60	0.00	9,250,438.40	0.00	11,563,048.00	0.00	0.00	6,937,828.80	3,312,609.60	
Membership Dues and Contributions to	5029906000	400,000.00	(245,000.00)	155,000.00	400,000.00	(245,000.00)	0.00	0.00	155,000.00	0.00	65,000.00	90,000.00	0.00	155,000.00	0.00	65,000.00	90,000.00	0.00	155,000.00	0.00	0.00	0.00	0.00	
Subscription Expenses	5029907000	19,410,000.00	(2,669,152.45)	16,740,847.55	19,410,000.00	(2,669,152.45)	0.00	0.00	16,740,847.55	8,708,314.00	0.00	850,622.43	0.00	9,558,936.43	917,880.00	4,082,120.00	4,458,136.43	0.00	9,458,136.43	0.00	7,181,911.12	0.00	100,800.00	
ICT Software Subscription	5029907001	15,830,000.00	(4,294,152.45)	11,535,847.55	15,830,000.00	(4,294,152.45)	0.00	0.00	11,535,847.55	8,708,314.00	0.00	749,822.43	0.00	9,458,136.43	917,880.00	4,082,120.00	4,458,136.43	0.00	9,458,136.43	0.00	2,077,711.12	0.00	0.00	
Cloud Computing Service	5029907003	3,250,000.00	1,750,000.00	5,000,000.00	3,250,000.00	1,750,000.00	0.00	0.00	5,000,000.00	0.00	0.00	0.00	0.00	0.00	0.00	0.00	0.00	0.00	0.00	0.00	5,000,000.00	0.00	0.00	
Library and Other Reading Materials Subscription Expenses	5029907004	330,000.00	(125,000.00)	205,000.00	330,000.00	(125,000.00)	0.00	0.00	205,000.00	0.00	0.00	100,800.00	0.00	100,800.00	0.00	0.00	0.00	0.00	104,200.00	0.00	0.00	100,800.00	0.00	
Other Maintenance and Operating Expenses	5029999000	128,000.00	888,000.00	1,016,000.00	128,000.00	888,000.00	0.00	0.00	1,016,000.00	52,863.50	45,750.00	126,690.00	0.00	225,303.50	52,863.50	45,750.00	121,690.00	0.00	220,303.50	0.00	790,696.50	0.00	5,000.00	
Other Maintenance and Operating Expenses	5029999099	128,000.00	888,000.00	1,016,000.00	128,000.00	888,000.00	0.00	0.00	1,016,000.00	52,863.50	45,750.00	126,690.00	0.00	225,303.50	52,863.50	45,750.00	121,690.00	0.00	220,303.50	0.00	790,696.50	0.00	5,000.00	
Capital Outlays		4,000,000.00	0.00	4,000,000.00	4,000,000.00	0.00	0.00	0.00	4,000,000.00	0.00	0.00	0.00	0.00	0.00	0.00	0.00	0.00	0.00	0.00	0.00	4,000,000.00	0.00	0.00	
Property, Plant and Equipment Outlay		4,000,000.00	0.00	4,000,000.00	4,000,000.00	0.00	0.00	0.00	4,000,000.00	0.00	0.00	0.00	0.00	0.00	0.00	0.00	0.00	0.00	0.00	0.00	4,000,000.00	0.00	0.00	
Machinery and Equipment Outlay	5060405000	4,000,000.00	0.00	4,000,000.00	4,000,000.00	0.00	0.00	0.00	4,000,000.00	0.00	0.00	0.00	0.00	0.00	0.00	0.00	0.00	0.00	0.00	0.00	4,000,000.00	0.00	0.00	
Information and Communication Technology Equipment	5060405003	4,000,000.00	0.00	4,000,000.00	4,000,000.00	0.00	0.00	0.00	4,000,000.00	0.00	0.00	0.00	0.00	0.00	0.00	0.00	0.00	0.00	0.00	0.00	4,000,000.00	0.00	0.00	
B. AUTOMATIC APPROPRIATIONS		7,996,000.00	0.00	7,996,000.00	7,996,000.00	0.00	0.00	0.00	7,996,000.00	2,298,100.58	1,826,447.68	3,334,631.73	0.00	7,459,179.99	1,526,110.49	2,588,437.77	2,559,380.85	0.00	6,683,929.11	0.00	536,820.01	775,280.88	0.00	
Retirement and Life Insurance Premiums		7,996,000.00	0.00	7,996,000.00	7,996,000.00	0.00	0.00	0.00	7,996,000.00	2,298,100.58	1,826,447.68	3,334,631.73	0.00	7,459,179.99	1,526,110.49	2,588,437.77	2,559,380.85	0.00	6,683,929.11	0.00	536,820.01	775,280.88	0.00	
C. SPECIAL PURPOSE FUNDS		0.00	25,741,729.00	25,741,729.00	0.00	25,741,729.00	0.00	0.00	25,741,729.00	18,659,169.40	600,228.68	6,482,339.32	0.00	26,741,727.40	16,427,800.62	3,831,887.46	6,184,601.45	0.00	28,443,969.53	0.00	1.80	297,737.87	0.00	
Miscellaneous Personnel Benefits Fund		0.00	24,117,082.00	24,117,082.00	0.00	24,117,082.00	0.00	0.00	24,117,082.00	18,479,939.40	437,632.68	5,199,508.32	0.00	24,117,080.40	15,248,280.62	3,669,291.46	4,901,770.45	0.00	23,819,342.53	0.00	1.60	297,737.87	0.00	
Other Compensation	5010200000	0.00	24,117,082.00	24,117,082.00	0.00	24,117,082.00	0.00	0.00	24,117,082.00	18,479,939.40	437,632.68	5,199,508.32	0.00	24,117,080.40	15,248,280.62	3,669,291.46	4,901,770.45	0.00	23,819,342.53	0.00	1.60	297,737.87	0.00	
Other Bonuses and Allowances		0.00	24,117,082.00	24,117,082.00	0.00	24,117,082.00	0.00	0.00	24,117,082.00	18,479,939.40	437,632.68	5,199,508.32	0.00	24,117,080.40	15,248,280.62	3,669,291.46	4,901,770.45	0.00	23,819,342.53	0.00	1.60	297,737.87	0.00	
Subsistence Allowance - Magna Carta Benefits for Science and Technology under R.A. 8439	5010205002	0.00	2,367,300.00	2,367,300.00	0.00	2,367,300.00	0.00	0.00	2,367,300.00	1,918,950.00	30,450.00	417,900.00	0.00	2,367,300.00	1,918,950.00	30,450.00	399,750.00	0.00	2,349,150.00	0.00	0.00	0.00	0.00	
Laundry Allowance - Magna Carta Benefits for Science and Technology under R.A. 8439	5010206003	0.00	358,679.09	358,679.09	0.00	358,679.09	0.00	0.00	358,679.09	290,746.56	4,614.19	63,317.46	0.00	358,678.21	290,746.56	4,614.19	60,567.49	0.00	355,928.24	0.00	0.88	0.00	0.00	
Hazard Pay	5010211001	0.00	402,568.81	402,568.81	0.00	402,568.81	0.00	0.00	402,568.81	0.00	402,568.49	0.00	0.00	402,568.49	0.00	402,568.49	0.00	0.00	402,568.49	0.00	0.32	0.00	0.00	
HP - Magna Carta Benefits for Science and Technology under R.A. 8439	5010211004	0.00	17,246,462.06	17,246,462.06	0.00	17,246,462.06	0.00	0.00	17,246,462.06	13,038,584.06	0.00	4,207,877.60	0.00	17,246,461.66	13,038,584.06	0.00	4,094,992.85	0.00	17,133,576.91	0.00	0.40	0.00	0.00	
Performance Based Bonus - Civilian	5010299014	0.00	3,742,072.04	3,742,072.04	0.00	3,742,072.04	0.00	0.00	3,742,072.04	3,231,658.78	0.00	510,413.26	0.00	3,742,072.04	0.00	3,231,658.78	346,460.11	0.00	3,578,118.89	0.00	0.00	0.00	0.00	
Pension and Gratuity Fund		0.00	1,624,647.00	1,624,647.00	0.00	1,624,647.00	0.00	0.00	1,624,647.00	179,220.00	162,596.00	1,282,831.00	0.00	1,624,647.00	179,220.00	162,596.00	1,282,831.00	0.00	1,624,647.00	0.00	0.00	0.00	0.00	
Other Personnel Benefits	5010400000	0.00	1,624,647.00	1,624,647.00	0.00	1,624,647.00	0.00	0.00	1,624,647.00	179,220.00	162,596.00	1,282,831.00	0.00	1,624,647.00	179,220.00	162,596.00	1,282,831.00	0.00	1,624,647.00	0.00	0.00	0.00	0.00	
Terminal Leave Benefits		0.00	1,624,647.00	1,624,647.00	0.00	1,624,647.00	0.00	0.00	1,624,647.00	179,220.00	162,596.00	1,282,831.00	0.00	1,624,647.00	179,220.00	162,596.00	1,282,831.00	0.00	1,624,647.00	0.00	0.00	0.00	0.00	
Terminal Leave Benefits - Civilian	5010403001	0.00	1,624,647.00	1,624,647.00	0.00	1,624,647.00	0.00	0.00	1,624,647.00	179,220.00	162,596.00	1,282,831.00	0.00	1,624,647.00	179,220.00	162,596.00	1,282,831.00	0.00	1,624,647.00	0.00	0.00	0.00	0.00	
GRAND TOTAL		228,175,000.00	25,741,729.00	253,916,729.00	228,175,000.00	25,741,729.00	0.00	0.00	253,916,729.00	90,764,712.26	54,144,067.72	64,679,536.44	0.00	199,688,306.41	57,180,064.74	61,359,192.79	64,403,796.82	0.00	182,943,064.35	0.00	54,328,423.59	8,413,623.99	8,231,727.07	

Certified Correct:

 CAMILLEADY A. NAPALCO
 ADMINISTRATIVE OFFICER IV
 Date: October 17, 2023 06:21 PM

Certified Correct:

 JOHANNA R. ALVAREZ
 ACCOUNTANT II
 Date: October 17, 2023 06:21 PM

Recommending Approval By:

 ATTY. MANUEL C. ARIFINO
 DIRECTOR IV, FAO
 Date: October 17, 2023 06:33 PM

Approved By:

 ATTY. MIN RONALD D.M. ALZONA
 EXECUTIVE DIRECTOR IV
 Date: October 27, 2023 11:15 AM

SUMMARY OF APPROPRIATIONS, ALLOTMENTS, OBLIGATIONS, DISBURSEMENTS AND BALANCES BY OBJECT OF EXPENDITURES
As at the Quarter Ending September 30, 2023

Department : Department of Information and Communications Technology
 Agency/Entity : National Privacy Commission
 Operating Unit : < not applicable >
 Organization Code (UACS) : 37 003 0000000
 Fund Cluster : 01 - Regular Agency Fund
 (e.g. UACS Fund Cluster: 01-Regular Agency Fund, 02-Foreign Assisted Projects Fund, 03-Special Account-Locally Funded/Domestic Grants Fund, and 04-Special Account-Foreign Assisted/Foreign Grants Fund)

X	Current Year Appropriations
	Supplemental Appropriations
	Continuing Appropriations

Particulars	UACS CODE	Appropriations					Allotments				Obligations					Disbursements				Balances			
		Authorized Appropriations	Adjustments (Transfer To/From, Modifications/Augmentations)	Adjusted Appropriations	Allotments Received	Adjustments (Reductions, Modifications/Augmentations)	Transfer To	Transfer From	Adjusted Allotments	1st Quarter Ending March 31	2nd Quarter Ending June 30	3rd Quarter Ending September 30	4th Quarter Ending December 31	Total	1st Quarter Ending March 31	2nd Quarter Ending June 30	3rd Quarter Ending September 30	4th Quarter Ending December 31	Total	Unreleased Appropriations	Unobligated Allotments	Unpaid Obligations (15-20)+(23+24)	
		3	4	5=(3+4)	6	7	8	9	10=(8+(-7))-9	11	12	13	14	15=(11+12+13+14)	16	17	18	19	20=(16+17+18+19)	21=(5-10)	22=(10-15)	23	24
SUMMARY		228,175,000.00	25,741,729.00	253,916,729.00	228,175,000.00	25,741,729.00	0.00	0.00	253,916,729.00	90,764,712.25	54,144,057.72	54,679,535.44	0.00	199,588,305.41	57,180,064.74	61,359,192.79	64,403,796.82	0.00	182,943,054.35	0.00	64,328,423.59	8,413,623.99	8,231,727.07
A. AGENCY SPECIFIC BUDGET		220,178,000.00	0.00	220,178,000.00	220,178,000.00	0.00	0.00	0.00	220,178,000.00	69,807,452.27	51,717,381.36	44,862,964.39	0.00	166,387,898.02	40,226,453.83	54,928,067.56	55,659,514.52	0.00	160,815,135.71	0.00	53,791,601.98	7,340,536.24	8,231,727.07
Personnel Services		88,860,000.00	0.00	88,860,000.00	88,860,000.00	0.00	0.00	0.00	88,860,000.00	22,362,678.96	31,463,343.49	21,896,361.82	0.00	75,722,964.17	21,961,179.49	31,484,012.57	22,096,731.28	0.00	75,831,923.34	0.00	13,137,015.83	191,060.83	0.00
Salaries and Wages		66,627,000.00	412,836.64	67,039,836.64	66,627,000.00	412,836.64	0.00	0.00	67,039,836.64	19,706,930.10	20,477,807.91	19,821,743.83	0.00	60,006,481.84	19,498,523.42	20,362,461.09	20,026,913.34	0.00	69,887,897.85	0.00	7,033,354.80	118,583.99	0.00
Salaries and Wages - Regular	5010101000	66,627,000.00	412,836.64	67,039,836.64	66,627,000.00	412,836.64	0.00	0.00	67,039,836.64	19,706,930.10	20,477,807.91	19,821,743.83	0.00	60,006,481.84	19,498,523.42	20,362,461.09	20,026,913.34	0.00	69,887,897.85	0.00	7,033,354.80	118,583.99	0.00
Basic Salary - Civilian	5010101001	66,627,000.00	412,836.64	67,039,836.64	66,627,000.00	412,836.64	0.00	0.00	67,039,836.64	19,706,930.10	20,477,807.91	19,821,743.83	0.00	60,006,481.84	19,498,523.42	20,362,461.09	20,026,913.34	0.00	69,887,897.85	0.00	7,033,354.80	118,583.99	0.00
Other Compensation		20,510,000.00	(484,932.64)	20,025,067.36	20,510,000.00	(484,932.64)	0.00	0.00	20,025,067.36	2,231,702.84	10,562,085.60	1,661,158.85	0.00	14,444,947.29	2,043,194.43	10,683,517.22	1,656,958.80	0.00	14,382,670.45	0.00	5,890,120.07	62,278.94	0.00
Personal Economic Relief Allowance (PERA)	5010201000	2,160,000.00	7,727.43	2,167,727.43	2,160,000.00	7,727.43	0.00	0.00	2,167,727.43	628,181.91	651,454.72	635,545.48	0.00	1,915,182.11	622,636.43	645,091.11	643,454.57	0.00	1,911,182.11	0.00	252,545.32	4,000.00	0.00
PERA - Civilian	5010201001	2,160,000.00	7,727.43	2,167,727.43	2,160,000.00	7,727.43	0.00	0.00	2,167,727.43	628,181.91	651,454.72	635,545.48	0.00	1,915,182.11	622,636.43	645,091.11	643,454.57	0.00	1,911,182.11	0.00	252,545.32	4,000.00	0.00
Representation Allowance (RA)	5010202000	1,278,000.00	198,000.00	1,476,000.00	1,278,000.00	198,000.00	0.00	0.00	1,476,000.00	450,250.00	402,000.00	402,508.29	0.00	1,254,758.29	447,500.00	404,750.00	402,508.29	0.00	1,254,758.29	0.00	221,241.71	0.00	0.00
Transportation Allowance (TA)	5010203000	1,278,000.00	36,000.00	1,314,000.00	1,278,000.00	36,000.00	0.00	0.00	1,314,000.00	288,500.00	257,000.00	253,508.28	0.00	799,008.28	288,500.00	257,000.00	253,508.28	0.00	799,008.28	0.00	514,991.72	0.00	0.00
Transportation Allowance (TA)	5010203001	1,278,000.00	36,000.00	1,314,000.00	1,278,000.00	36,000.00	0.00	0.00	1,314,000.00	288,500.00	257,000.00	253,508.28	0.00	799,008.28	288,500.00	257,000.00	253,508.28	0.00	799,008.28	0.00	514,991.72	0.00	0.00
Clothing/Uniform Allowance	5010204000	540,000.00	66,000.00	606,000.00	540,000.00	66,000.00	0.00	0.00	606,000.00	546,000.00	60,000.00	0.00	0.00	606,000.00	546,000.00	60,000.00	0.00	606,000.00	0.00	0.00	0.00	0.00	
Clothing/Uniform Allowance - Civilian	5010204001	540,000.00	66,000.00	606,000.00	540,000.00	66,000.00	0.00	0.00	606,000.00	546,000.00	60,000.00	0.00	0.00	606,000.00	546,000.00	60,000.00	0.00	606,000.00	0.00	0.00	0.00	0.00	
Subsistence Allowance (SA)	5010205000	263,000.00	347,650.00	610,650.00	263,000.00	347,650.00	0.00	0.00	610,650.00	0.00	300,150.00	310,500.00	0.00	610,650.00	0.00	300,150.00	307,800.00	0.00	607,950.00	0.00	0.00	2,700.00	0.00
Subsistence Allowance - Magna Carta Benefits for Science and Technology under R.A. 8439	5010205002	263,000.00	347,650.00	610,650.00	263,000.00	347,650.00	0.00	0.00	610,650.00	0.00	300,150.00	310,500.00	0.00	610,650.00	0.00	300,150.00	307,800.00	0.00	607,950.00	0.00	0.00	2,700.00	0.00
Laundry Allowance (LA)	5010206000	876,000.00	(709,496.29)	166,503.71	876,000.00	(709,496.29)	0.00	0.00	166,503.71	0.00	45,482.73	49,096.80	0.00	94,579.53	0.00	45,482.73	48,687.66	0.00	94,170.39	0.00	71,924.18	409.14	0.00
Laundry Allowance - Magna Carta Benefits for Science and Technology under R.A. 8439	5010206003	876,000.00	(709,496.29)	166,503.71	876,000.00	(709,496.29)	0.00	0.00	166,503.71	0.00	45,482.73	49,096.80	0.00	94,579.53	0.00	45,482.73	48,687.66	0.00	94,170.39	0.00	71,924.18	409.14	0.00
Honoraria	5010210000	0.00	4,480.86	4,480.86	0.00	4,480.86	0.00	0.00	4,480.86	0.00	4,480.86	0.00	0.00	4,480.86	0.00	4,480.86	0.00	0.00	4,480.86	0.00	0.00	0.00	0.00
Honoraria - Civilian	5010210001	0.00	4,480.86	4,480.86	0.00	4,480.86	0.00	0.00	4,480.86	0.00	4,480.86	0.00	0.00	4,480.86	0.00	4,480.86	0.00	0.00	4,480.86	0.00	0.00	0.00	0.00
Hazard Pay (HP)	5010211000	2,111,000.00	361,846.29	2,472,846.29	2,111,000.00	361,846.29	0.00	0.00	2,472,846.29	0.00	2,472,846.29	0.00	0.00	2,472,846.29	0.00	2,472,846.29	0.00	0.00	2,472,846.29	0.00	0.00	0.00	0.00
HP - Magna Carta Benefits for Science and Technology under R.A. 8439	5010211004	2,111,000.00	361,846.29	2,472,846.29	2,111,000.00	361,846.29	0.00	0.00	2,472,846.29	0.00	2,472,846.29	0.00	0.00	2,472,846.29	0.00	2,472,846.29	0.00	0.00	2,472,846.29	0.00	0.00	0.00	0.00
Overtime and Night Pay	5010213000	0.00	2,630.23	2,630.23	0.00	2,630.23	0.00	0.00	2,630.23	2,630.23	0.00	0.00	0.00	2,630.23	0.00	2,630.23	0.00	0.00	2,630.23	0.00	0.00	0.00	0.00
Overtime Pay	5010213001	0.00	2,630.23	2,630.23	0.00	2,630.23	0.00	0.00	2,630.23	2,630.23	0.00	0.00	0.00	2,630.23	0.00	2,630.23	0.00	0.00	2,630.23	0.00	0.00	0.00	0.00
Year End Bonus	5010214000	5,552,000.00	(1,670,482.16)	3,881,517.84	5,552,000.00	(1,670,482.16)	0.00	0.00	3,881,517.84	287,457.70	0.00	0.00	0.00	287,457.70	119,058.00	116,732.00	0.00	0.00	235,790.00	0.00	3,594,060.14	51,667.70	0.00
Bonus - Civilian	5010214001	5,552,000.00	(1,670,482.16)	3,881,517.84	5,552,000.00	(1,670,482.16)	0.00	0.00	3,881,517.84	287,457.70	0.00	0.00	0.00	287,457.70	119,058.00	116,732.00	0.00	0.00	235,790.00	0.00	3,594,060.14	51,667.70	0.00
Cash Gift	5010215000	450,000.00	0.00	450,000.00	450,000.00	0.00	0.00	0.00	450,000.00	19,000.00	0.00	0.00	0.00	19,000.00	12,500.00	3,000.00	0.00	0.00	15,500.00	0.00	431,000.00	3,500.00	0.00
Cash Gift - Civilian	5010215001	450,000.00	0.00	450,000.00	450,000.00	0.00	0.00	0.00	450,000.00	19,000.00	0.00	0.00	0.00	19,000.00	12,500.00	3,000.00	0.00	0.00	15,500.00	0.00	431,000.00	3,500.00	0.00
Mid-Year Bonus - Civilian	5010216000	5,552,000.00	870,711.00	6,422,711.00	5,552,000.00	870,711.00	0.00	0.00	6,422,711.00	2,683.00	6,368,671.00	0.00	0.00	6,371,354.00	0.00	6,371,354.00	0.00	0.00	6,371,354.00	0.00	51,357.00	0.00	0.00
Mid-Year Bonus - Civilian	5010216001	5,552,000.00	870,711.00	6,422,711.00	5,552,000.00	870,711.00	0.00	0.00	6,422,711.00	2,683.00	6,368,671.00	0.00	0.00	6,371,354.00	0.00	6,371,354.00	0.00	0.00	6,371,354.00	0.00	51,357.00	0.00	0.00
Other Bonuses and Allowances	5010219000	450,000.00	0.00	450,000.00	450,000.00	0.00	0.00	0.00	450,000.00	7,000.00	0.00	0.00	0.00	7,000.00	7,000.00	0.00	0.00	0.00	7,000.00	0.00	443,000.00	0.00	0.00
Productivity Enhancement Incentive - Civilian	5010229012	450,000.00	0.00	450,000.00	450,000.00	0.00	0.00	0.00	450,000.00	7,000.00	0.00	0.00	0.00	7,000.00	7,000.00	0.00	0.00	0.00	7,000.00	0.00	443,000.00	0.00	0.00
Personnel Benefit Contributions		1,556,000.00	2,300.00	1,558,300.00	1,556,000.00	2,300.00	0.00	0.00	1,558,300.00	354,276.28	380,336.50	419,148.44	0.00	1,133,760.22	343,175.28	371,436.50	408,948.44	0.00	1,123,660.22	0.00	424,539.78	10,200.00	0.00
Pag-IBIG Contributions	5010302000	108,000.00	1,700.00	109,700.00	108,000.00	1,700.00	0.00	0.00	109,700.00														

Department : Department of Information and Communications Technology
 Agency/Entity : National Privacy Commission
 Operating Unit : < not applicable >
 Organization Code (UACS) : 37 003 000000
 Fund Cluster : 01 - Regular Agency Fund
 (e.g. UACS Fund Cluster: 01-Regular Agency Fund, 02-Foreign Assisted Projects Fund, 03-Special Account-Locally Funded/Domestic Grants Fund, and 04-Special Account-Foreign Assisted/Foreign Grants Fund)

X	Current Year Appropriations
	Supplemental Appropriations
	Continuing Appropriations

Particulars	UACS CODE	Appropriations									Obligations					Disbursements					Balances			
		Authorized Appropriations	Adjustments (Transfer To/From, Modifications/Augmentations)	Adjusted Appropriations	Allotments Received	Adjustments (Reductions, Modifications/Augmentations)	Transfer To	Transfer From	Adjusted Allotments	1st Quarter Ending March 31	2nd Quarter Ending June 30	3rd Quarter Ending September 30	4th Quarter Ending December 31	Total	1st Quarter Ending March 31	2nd Quarter Ending June 30	3rd Quarter Ending September 30	4th Quarter Ending December 31	Total	Unreleased Appropriations	Unobligated Allotments	Unpaid Obligations (15-20)=(23+24)		
																						20=(16+17+18+19)	21=(5-10)	22=(10-15)
1	2	3	4	5=(3+4)	6	7	8	9	10=(8+(-17)+9)	11	12	13	14	15=(11+12+13+14)	16	17	18	19	20=(16+17+18+19)	21=(5-10)	22=(10-15)	23	24	
Training and Scholarship Expenses		5,000,000.00	(2,256,626.39)	2,743,373.61	5,000,000.00	(2,256,626.39)	0.00	0.00	2,743,373.61	0.00	105,082.67	57,480.15	0.00	162,562.82	0.00	71,003.34	91,559.48	0.00	162,562.82	0.00	2,580,810.79	0.00	0.00	0.00
Training Expenses	5020201000	5,000,000.00	(2,256,626.39)	2,743,373.61	5,000,000.00	(2,256,626.39)	0.00	0.00	2,743,373.61	0.00	105,082.67	57,480.15	0.00	162,562.82	0.00	71,003.34	91,559.48	0.00	162,562.82	0.00	2,580,810.79	0.00	0.00	0.00
ICT Training Expenses	5020201001	50,000.00	(50,000.00)	0.00	50,000.00	(50,000.00)	0.00	0.00	0.00	0.00	0.00	0.00	0.00	0.00	0.00	0.00	0.00	0.00	0.00	0.00	0.00	0.00	0.00	
Training Expenses	5020201002	4,950,000.00	(2,206,626.39)	2,743,373.61	4,950,000.00	(2,206,626.39)	0.00	0.00	2,743,373.61	0.00	105,082.67	57,480.15	0.00	162,562.82	0.00	71,003.34	91,559.48	0.00	162,562.82	0.00	2,580,810.79	0.00	0.00	0.00
Supplies and Materials Expenses		4,419,000.00	611,750.00	5,030,750.00	4,419,000.00	611,750.00	0.00	0.00	5,030,750.00	666,162.73	1,306,172.02	619,685.03	0.00	2,690,019.78	533,235.23	1,219,015.52	724,269.03	0.00	2,476,519.78	0.00	2,440,730.22	0.00	113,600.00	0.00
Office Supplies Expenses	5020301000	763,000.00	65,000.00	828,000.00	763,000.00	65,000.00	0.00	0.00	828,000.00	151,702.00	433,049.00	55,744.00	0.00	640,495.00	151,702.00	214,965.00	273,828.00	0.00	640,495.00	0.00	187,505.00	0.00	0.00	0.00
ICT Office Supplies	5020301001	13,000.00	(13,000.00)	0.00	13,000.00	(13,000.00)	0.00	0.00	0.00	0.00	0.00	0.00	0.00	0.00	0.00	0.00	0.00	0.00	0.00	0.00	0.00	0.00	0.00	
Office Supplies Expenses	5020301002	750,000.00	78,000.00	828,000.00	750,000.00	78,000.00	0.00	0.00	828,000.00	151,702.00	433,049.00	55,744.00	0.00	640,495.00	151,702.00	214,965.00	273,828.00	0.00	640,495.00	0.00	187,505.00	0.00	0.00	0.00
Accountable Forms Expenses	5020302000	4,000.00	0.00	4,000.00	4,000.00	0.00	0.00	0.00	4,000.00	0.00	1,600.00	1,150.00	0.00	2,750.00	0.00	1,600.00	1,150.00	0.00	2,750.00	0.00	1,250.00	0.00	0.00	0.00
Fuel, Oil and Lubricants Expenses	5020309000	3,000,000.00	0.00	3,000,000.00	3,000,000.00	0.00	0.00	0.00	3,000,000.00	387,860.73	370,154.52	333,752.03	0.00	1,091,767.28	346,233.23	411,782.02	333,752.03	0.00	1,091,767.28	0.00	1,908,232.72	0.00	0.00	0.00
Semi-Expendable Machinery and Equipment	5020321000	18,000.00	86,000.00	104,000.00	18,000.00	86,000.00	0.00	0.00	104,000.00	0.00	0.00	10,000.00	0.00	10,000.00	0.00	0.00	10,000.00	0.00	10,000.00	0.00	94,000.00	0.00	0.00	0.00
Semi-Expendable Machinery and Equipment Expenses	5020321000	0.00	40,000.00	40,000.00	0.00	40,000.00	0.00	0.00	40,000.00	0.00	0.00	10,000.00	0.00	10,000.00	0.00	0.00	10,000.00	0.00	10,000.00	0.00	64,000.00	0.00	0.00	0.00
Other Machinery and Equipment	5020321099	18,000.00	46,000.00	64,000.00	18,000.00	46,000.00	0.00	0.00	64,000.00	0.00	0.00	0.00	0.00	0.00	0.00	0.00	0.00	0.00	0.00	30,000.00	0.00	0.00	0.00	
Other Supplies and Materials Expenses	5020399000	634,000.00	460,750.00	1,094,750.00	634,000.00	460,750.00	0.00	0.00	1,094,750.00	125,600.00	500,368.50	219,039.00	0.00	845,007.50	35,300.00	590,668.50	105,539.00	0.00	731,507.50	0.00	249,742.50	0.00	113,500.00	0.00
Utility Expenses		5,981,000.00	0.00	5,981,000.00	5,981,000.00	0.00	0.00	0.00	5,981,000.00	634,111.91	1,660,512.95	1,628,345.28	0.00	3,922,970.14	634,111.91	1,660,512.95	1,628,345.28	0.00	3,922,970.14	0.00	1,829,029.86	0.00	0.00	0.00
Water Expenses	5020401000	531,000.00	0.00	531,000.00	531,000.00	0.00	0.00	0.00	531,000.00	86,112.00	60,024.00	0.00	0.00	202,860.00	56,724.00	86,112.00	60,024.00	0.00	202,860.00	0.00	328,140.00	0.00	0.00	0.00
Electricity Expenses	5020402000	5,450,000.00	0.00	5,450,000.00	5,450,000.00	0.00	0.00	0.00	5,450,000.00	577,387.91	1,574,400.95	1,468,321.28	0.00	3,620,110.14	577,387.91	1,574,400.95	1,468,321.28	0.00	3,620,110.14	0.00	1,829,889.86	0.00	0.00	0.00
Communication Expenses		3,452,000.00	36,600.00	3,488,600.00	3,452,000.00	36,600.00	0.00	0.00	3,488,600.00	1,478,714.00	339,870.16	336,870.00	0.00	2,155,204.16	389,434.00	453,224.67	576,410.00	0.00	3,488,600.00	0.00	1,332,395.84	0.00	766,135.49	0.00
Postage and Courier Services	5020501000	150,000.00	36,000.00	186,000.00	150,000.00	36,000.00	0.00	0.00	186,000.00	24,759.00	1,982.00	270.00	0.00	27,011.00	24,759.00	1,982.00	270.00	0.00	27,011.00	0.00	158,989.00	0.00	0.00	0.00
Telephone Expenses	5020502000	1,962,000.00	(400.00)	1,961,600.00	1,962,000.00	(400.00)	0.00	0.00	1,961,600.00	741,635.00	337,638.16	336,600.00	0.00	1,415,873.16	334,675.00	386,138.16	338,700.00	0.00	1,059,513.16	0.00	545,726.84	0.00	356,360.00	0.00
Mobile	5020502001	1,342,000.00	(400.00)	1,341,600.00	1,342,000.00	(400.00)	0.00	0.00	1,341,600.00	445,475.00	338,000.00	233,000.00	0.00	1,016,475.00	334,675.00	334,500.00	235,100.00	0.00	904,275.00	0.00	325,125.00	0.00	112,200.00	0.00
Landline	5020502002	620,000.00	0.00	620,000.00	620,000.00	0.00	0.00	0.00	620,000.00	296,160.00	(361.84)	103,600.00	0.00	399,398.16	0.00	51,638.16	103,600.00	0.00	155,238.16	0.00	220,601.84	0.00	244,160.00	0.00
Internet Subscription Expenses	5020503000	1,340,000.00	0.00	1,340,000.00	1,340,000.00	0.00	0.00	0.00	1,340,000.00	712,320.00	0.00	0.00	0.00	712,320.00	0.00	65,104.51	237,440.00	0.00	302,544.51	0.00	627,880.00	0.00	409,775.49	0.00
Confidential, Intelligence and Extraordinary		1,443,000.00	0.00	1,443,000.00	1,443,000.00	0.00	0.00	0.00	1,443,000.00	389,400.00	323,150.00	352,350.00	0.00	1,034,900.00	369,400.00	323,150.00	352,350.00	0.00	1,034,900.00	0.00	408,100.00	0.00	0.00	0.00
Extraordinary and Miscellaneous Expenses	5021003000	1,443,000.00	0.00	1,443,000.00	1,443,000.00	0.00	0.00	0.00	1,443,000.00	359,400.00	323,150.00	352,350.00	0.00	1,034,900.00	359,400.00	323,150.00	352,350.00	0.00	1,034,900.00	0.00	408,100.00	0.00	0.00	0.00
Professional Services		49,111,000.00	(3,911,846.90)	45,199,153.10	49,111,000.00	(3,911,846.90)	0.00	0.00	45,199,153.10	10,287,977.81	9,977,853.95	10,947,342.07	0.00	31,213,173.83	9,287,699.40	9,690,249.83	11,240,373.32	0.00	30,218,113.55	0.00	13,886,279.47	194,760.08	800,000.00	0.00
Auditing Services	5021102000	273,000.00	571.20	273,571.20	273,000.00	571.20	0.00	0.00	273,571.20	55,847.34	68,352.57	68,295.60	0.00	192,495.51	55,847.34	68,352.57	68,295.60	0.00	192,495.51	0.00	81,075.69	0.00	0.00	0.00
Consultancy Services	5021103000	5,726,000.00	(2,875,000.00)	2,851,000.00	5,726,000.00	(2,875,000.00)	0.00	0.00	2,851,000.00	1,200,000.00	800,000.00	500,000.00	0.00	2,500,000.00	200,000.00	600,000.00	900,000.00	0.00	1,700,000.00	0.00	351,000.00	0.00	800,000.00	0.00
ICT Consultancy Services	5021103001	2,275,000.00	(700,000.00)	1,575,000.00	2,275,000.00	(700,000.00)	0.00	0.00	1,575,000.00	1,000,000.00	0.00	0.00	0.00	1,000,000.00	0.00	0.00	0.00	0.00	1,000,000.00	0.00	100,000.00	0.00	0.00	0.00
Consultancy Services	5021103002	3,451,000.00	(0.00)	3,451,000.00	3,451,000.00	(0.00)	0.00	0.00	3,451,000.00	2,200,000.00	800,000.00	500,000.00	0.00	2,500,000.00	200,000.00	600,000.00	900,000.00	0.00	1,700,000.00	0.00	251,000.00	0.00	800,000.00	0.00
Other Professional Services	5021199000	43,112,000.00	(1,037,418.10)	42,074,581.90	43,112,000.00	(1,037,418.10)	0.00	0.00	42,074,581.90	9,032,130.27	9,109,201.38	10,379,046.47	0.00	28,520,378.12	9,031,652.06	9,021,888.26	10,272,077.12	0.00	28,325,618.04	0.00	13,554,203.78	194,760.08	0.00	0.00
General Services		4,499,000.00	820,041.69	5,019,041.69	4,499,000.00	820,041.69	0.00	0.00	5,019,041.69	2,939,619.21	746,612.50	767,299.77	0.00	4,453,531.48	6,288.85	1,129,496.46	1,305,410.98	0.00	2,441,186.29	0.00	565,610.21	16,885.63	1,996,459.66	0.00
Janitorial Services	5021202000	1,430,000.00	369,050.79	1,799,050.79	1,430,000.00	369,050.79	0.00	0.00	1,799,050.79	1,641,348.56	0.00	0.00	0.00	1,641,348.56	0.00	285,050.79	389,471.15	0.00	674,521.94	0.00	157,702.23	16,885.53	949,941.09	0.00

Department : Department of Information and Communications Technology
 Agency/Entity : National Privacy Commission
 Operating Unit : < not applicable >
 Organization Code (UACS) : 37 003 0000000
 Fund Cluster : 01 - Regular Agency Fund
 (e.g. UACS Fund Cluster: 01-Regular Agency Fund, 02-Foreign Assisted Projects Fund, 03-Special Account-Locally Funded/Domestic Grants Fund, and 04-Special Account-Foreign Assisted/Foreign Grants Fund)

Current Year Appropriations
 Supplemental Appropriations
 Continuing Appropriations

Particulars	UACS CODE	Appropriations			Allotments						Obligations					Disbursements					Balances			
		Authorized Appropriations	Adjustments (Transfer To/From, Modifications/Auoments/Auoments)	Adjusted Appropriations	Allotments Received	Adjustments (Reductions, Modifications/Auoments/Auoments)	Transfer To	Transfer From	Adjusted Allotments	1st Quarter Ending March 31	2nd Quarter Ending June 30	3rd Quarter Ending September 30	4th Quarter Ending December 31	Total	1st Quarter Ending March 31	2nd Quarter Ending June 30	3rd Quarter Ending September 30	4th Quarter Ending December 31	Total	Unreleased Appropriations	Unobligated Allotments	Unpaid Obligations (15-20)=(23+24)		
		3	4	5=(3+4)	6	7	8	9	10=(6+(-7)-8+9)	11	12	13	14	15=(11+12+13+14)	16	17	18	19	20=(16+17+18+19)	21=(5-10)	22=(10-15)	23	24	
Rents - Building and Structures	5029905001	20,323,000.00	1,490,486.40	21,813,486.40	20,323,000.00	1,490,486.40	0.00	0.00	21,813,486.40	18,950,876.80	0.00	0.00	3,312,609.60	0.00	21,813,486.40	2,312,609.60	0.00	9,250,438.40	0.00	11,563,048.00	0.00	0.00	6,937,828.80	3,312,609.60
Membership Dues and Contributions to	5029906000	400,000.00	(245,000.00)	155,000.00	400,000.00	(245,000.00)	0.00	0.00	155,000.00	0.00	0.00	0.00	90,000.00	0.00	155,000.00	0.00	65,000.00	90,000.00	0.00	155,000.00	0.00	0.00	0.00	0.00
Subscription Expenses	5029907000	19,410,000.00	(2,669,152.45)	16,740,847.55	19,410,000.00	(2,669,152.45)	0.00	0.00	16,740,847.55	8,708,314.00	0.00	0.00	850,622.43	0.00	9,558,936.43	917,880.00	4,082,120.00	4,458,136.43	0.00	9,458,136.43	0.00	7,181,911.12	0.00	100,800.00
ICT Software Subscription	5029907001	15,830,000.00	(4,294,152.45)	11,535,847.55	15,830,000.00	(4,294,152.45)	0.00	0.00	11,535,847.55	8,708,314.00	0.00	0.00	749,822.43	0.00	9,458,136.43	917,880.00	4,082,120.00	4,458,136.43	0.00	9,458,136.43	0.00	2,077,711.12	0.00	0.00
Cloud Computing Service	5029907003	3,250,000.00	1,750,000.00	5,000,000.00	3,250,000.00	1,750,000.00	0.00	0.00	5,000,000.00	0.00	0.00	0.00	0.00	0.00	0.00	0.00	0.00	0.00	0.00	0.00	0.00	5,000,000.00	0.00	0.00
Library and Other Reading Materials Subscription Expenses	5029907004	330,000.00	(125,000.00)	205,000.00	330,000.00	(125,000.00)	0.00	0.00	205,000.00	0.00	0.00	0.00	100,800.00	0.00	100,800.00	0.00	0.00	0.00	0.00	0.00	0.00	104,200.00	0.00	100,800.00
Other Maintenance and Operating Expenses	5029999000	128,000.00	888,000.00	1,016,000.00	128,000.00	888,000.00	0.00	0.00	1,016,000.00	52,863.50	45,750.00	126,690.00	0.00	225,303.50	52,863.50	45,750.00	121,690.00	0.00	220,303.50	0.00	790,696.50	0.00	5,000.00	5,000.00
Other Maintenance and Operating Expenses	5029999099	128,000.00	888,000.00	1,016,000.00	128,000.00	888,000.00	0.00	0.00	1,016,000.00	52,863.50	45,750.00	126,690.00	0.00	225,303.50	52,863.50	45,750.00	121,690.00	0.00	220,303.50	0.00	790,696.50	0.00	5,000.00	5,000.00
Capital Outlays		4,000,000.00	0.00	4,000,000.00	4,000,000.00	0.00	0.00	0.00	4,000,000.00	0.00	0.00	0.00	0.00	0.00	0.00	0.00	0.00	0.00	0.00	0.00	0.00	4,000,000.00	0.00	0.00
Property, Plant and Equipment Outlay		4,000,000.00	0.00	4,000,000.00	4,000,000.00	0.00	0.00	0.00	4,000,000.00	0.00	0.00	0.00	0.00	0.00	0.00	0.00	0.00	0.00	0.00	0.00	0.00	4,000,000.00	0.00	0.00
Machinery and Equipment Outlay	5060405000	4,000,000.00	0.00	4,000,000.00	4,000,000.00	0.00	0.00	0.00	4,000,000.00	0.00	0.00	0.00	0.00	0.00	0.00	0.00	0.00	0.00	0.00	0.00	0.00	4,000,000.00	0.00	0.00
Information and Communication Technology Equipment	5060405003	4,000,000.00	0.00	4,000,000.00	4,000,000.00	0.00	0.00	0.00	4,000,000.00	0.00	0.00	0.00	0.00	0.00	0.00	0.00	0.00	0.00	0.00	0.00	0.00	4,000,000.00	0.00	0.00
B. AUTOMATIC APPROPRIATIONS		7,996,000.00	0.00	7,996,000.00	7,996,000.00	0.00	0.00	0.00	7,996,000.00	2,298,100.58	1,828,447.68	3,334,631.73	0.00	7,459,179.99	1,526,110.49	2,598,437.77	2,659,380.85	0.00	6,883,929.11	0.00	538,820.01	775,250.88	0.00	0.00
Retirement and Life Insurance Premiums		7,996,000.00	0.00	7,996,000.00	7,996,000.00	0.00	0.00	0.00	7,996,000.00	2,298,100.58	1,828,447.68	3,334,631.73	0.00	7,459,179.99	1,526,110.49	2,598,437.77	2,659,380.85	0.00	6,883,929.11	0.00	538,820.01	775,250.88	0.00	0.00
C. SPECIAL PURPOSE FUNDS		0.00	26,741,729.00	26,741,729.00	0.00	26,741,729.00	0.00	0.00	26,741,729.00	18,659,169.40	600,228.88	6,482,339.32	0.00	26,741,727.40	16,427,600.62	3,631,887.46	6,184,601.46	0.00	26,443,869.53	0.00	1.60	297,737.87	0.00	0.00
Miscellaneous Personnel Benefits Fund		0.00	24,117,082.00	24,117,082.00	0.00	24,117,082.00	0.00	0.00	24,117,082.00	18,479,939.40	437,632.88	5,199,508.32	0.00	24,117,080.40	16,248,280.62	3,669,291.46	4,901,770.45	0.00	23,819,342.53	0.00	1.60	297,737.87	0.00	0.00
Other Compensation	5010200000	0.00	24,117,082.00	24,117,082.00	0.00	24,117,082.00	0.00	0.00	24,117,082.00	18,479,939.40	437,632.88	5,199,508.32	0.00	24,117,080.40	16,248,280.62	3,669,291.46	4,901,770.45	0.00	23,819,342.53	0.00	1.60	297,737.87	0.00	0.00
Other Bonuses and Allowances		0.00	24,117,082.00	24,117,082.00	0.00	24,117,082.00	0.00	0.00	24,117,082.00	18,479,939.40	437,632.88	5,199,508.32	0.00	24,117,080.40	16,248,280.62	3,669,291.46	4,901,770.45	0.00	23,819,342.53	0.00	1.60	297,737.87	0.00	0.00
Subsistence Allowance - Magna Carta Benefits for Science and Technology under R.A. 8439	5010205002	0.00	2,367,300.00	2,367,300.00	0.00	2,367,300.00	0.00	0.00	2,367,300.00	1,918,950.00	30,450.00	417,900.00	0.00	2,367,300.00	1,918,950.00	30,450.00	399,750.00	0.00	2,349,150.00	0.00	0.00	0.00	0.00	
Laundry Allowance - Magna Carta Benefits for Science and Technology under R.A. 8439	5010206003	0.00	358,679.09	358,679.09	0.00	358,679.09	0.00	0.00	358,679.09	290,746.56	4,614.19	63,317.46	0.00	358,678.21	290,746.56	4,614.19	60,567.49	0.00	355,928.24	0.00	0.88	0.00	0.00	
Hazard Pay	5010211001	0.00	402,568.81	402,568.81	0.00	402,568.81	0.00	0.00	402,568.81	0.00	402,568.49	0.00	0.00	402,568.49	0.00	402,568.49	0.00	402,568.49	0.00	0.00	0.32	0.00	0.00	
HP - Magna Carta Benefits for Science and Technology under R.A. 8439	5010211004	0.00	17,246,462.06	17,246,462.06	0.00	17,246,462.06	0.00	0.00	17,246,462.06	13,038,584.06	0.00	4,207,877.60	0.00	17,246,461.66	13,038,584.06	0.00	4,094,992.85	0.00	17,133,576.91	0.00	0.40	0.00	0.00	
Performance Based Bonus - Civilian	5010299014	0.00	3,742,072.04	3,742,072.04	0.00	3,742,072.04	0.00	0.00	3,742,072.04	3,231,658.78	0.00	510,413.26	0.00	3,742,072.04	0.00	3,231,658.78	346,460.11	0.00	3,578,118.89	0.00	0.00	0.00	0.00	
Pension and Gratuity Fund		0.00	1,624,647.00	1,624,647.00	0.00	1,624,647.00	0.00	0.00	1,624,647.00	179,220.00	162,596.00	1,282,831.00	0.00	1,624,647.00	179,220.00	162,596.00	1,282,831.00	0.00	1,624,647.00	0.00	0.00	0.00	0.00	
Other Personnel Benefits	5010400000	0.00	1,624,647.00	1,624,647.00	0.00	1,624,647.00	0.00	0.00	1,624,647.00	179,220.00	162,596.00	1,282,831.00	0.00	1,624,647.00	179,220.00	162,596.00	1,282,831.00	0.00	1,624,647.00	0.00	0.00	0.00	0.00	
Terminal Leave Benefits		0.00	1,624,647.00	1,624,647.00	0.00	1,624,647.00	0.00	0.00	1,624,647.00	179,220.00	162,596.00	1,282,831.00	0.00	1,624,647.00	179,220.00	162,596.00	1,282,831.00	0.00	1,624,647.00	0.00	0.00	0.00	0.00	
Terminal Leave Benefits - Civilian	5010403001	0.00	1,624,647.00	1,624,647.00	0.00	1,624,647.00	0.00	0.00	1,624,647.00	179,220.00	162,596.00	1,282,831.00	0.00	1,624,647.00	179,220.00	162,596.00	1,282,831.00	0.00	1,624,647.00	0.00	0.00	0.00	0.00	
GRAND TOTAL		228,175,000.00	26,741,729.00	253,916,729.00	228,175,000.00	26,741,729.00	0.00	0.00	253,916,729.00	90,764,712.25	64,144,067.72	64,679,536.44	0.00	199,688,306.41	67,180,064.74	61,359,192.79	64,403,796.82	0.00	182,943,054.35	0.00	54,328,423.59	8,413,523.99	8,231,727.07	

Certified Correct:

 CAMILLE D.M. MARCELO
 ADMINISTRATIVE OFFICER IV
 Date: October 17, 2023 06:21 PM

Certified Correct:

 JOHANNA CARLAN ROMEZ
 ACCOUNTANT II
 Date: October 17, 2023 06:21 PM

Recommending Approval:

 ATTY. MANUEL C. SATO
 DIRECTOR IV, FAO
 Date: October 17, 2023 06:33 PM

Approved By:

 ATTY. IMELDA D.M. ALZOLA
 EXECUTIVE DIRECTOR IV
 Date: October 27, 2023 11:15 AM

SUMMARY OF APPROPRIATIONS, ALLOTMENTS, OBLIGATIONS, DISBURSEMENTS AND BALANCES BY OBJECT OF EXPENDITURES
As at the Quarter Ending September 30, 2023

Department : Department of Information and Communications Technology
 Agency/Entity : National Privacy Commission
 Operating Unit : < not applicable >
 Organization Code (UAACS) : 37 003 0000000
 Fund Cluster : 01 - Regular Agency Fund

X	Current Year Appropriations
	Supplemental Appropriations
	Continuing Appropriations

(e.g. UAACS Fund Cluster: 01-Regular Agency Fund, 02-Foreign Assisted Projects Fund, 03-Special Account-Locally Funded/Domestic Grants Fund, and 04-Special Account-Foreign Assisted/Foreign Grants Fund)

Particulars	UAACS CODE	Appropriations					Allotments			Obligations					Disbursements				Balances				
		Authorized Appropriations	Adjustments (Transfer To/From, Modifications/Auomentations)	Adjusted Appropriations	Allotments Received	Adjustments (Reductions, Modifications/Auomentations)	Transfer To	Transfer From	Adjusted Allotments	1st Quarter Ending March 31	2nd Quarter Ending June 30	3rd Quarter Ending September 30	4th Quarter Ending December 31	Total	1st Quarter Ending March 31	2nd Quarter Ending June 30	3rd Quarter Ending September 30	4th Quarter Ending December 31	Total	Unreleased Appropriations	Unobligated Allotments	Unpaid Obligations (15-20)+(23+24)	
1	2	3	4	5=(3+4)	6	7	8	9	10=(6+7-8+9)	11	12	13	14	15=(11+12+13+14)	16	17	18	19	20=(16+17+18+19)	21=(5-10)	22=(10-15)	23	24
SUMMARY		228,175,000.00	25,741,729.00	253,916,729.00	228,175,000.00	25,741,729.00	0.00	0.00	253,916,729.00	90,764,712.25	54,144,057.72	54,679,535.44	0.00	199,588,306.41	57,180,064.74	61,359,192.78	64,403,796.82	0.00	182,943,064.35	0.00	54,328,423.59	8,413,523.99	8,231,727.07
A. AGENCY SPECIFIC BUDGET		220,179,000.00	0.00	220,179,000.00	220,179,000.00	0.00	0.00	220,179,000.00	69,807,462.27	51,717,381.36	44,862,554.39	0.00	166,387,396.02	40,226,453.63	54,928,867.56	55,959,814.82	0.00	150,816,135.71	0.00	13,137,015.83	191,060.83	0.00	0.00
Personnel Services		89,860,000.00	0.00	89,860,000.00	89,860,000.00	0.00	0.00	89,860,000.00	31,463,343.49	21,896,961.82	21,896,961.82	0.00	76,722,964.17	21,951,179.49	31,454,012.57	22,096,731.28	0.00	75,531,923.34	0.00	13,137,015.83	191,060.83	0.00	0.00
Salaries and Wages		66,627,000.00	412,836.64	67,039,836.64	66,627,000.00	412,836.64	0.00	67,039,836.64	19,706,830.10	20,477,807.91	19,821,743.83	0.00	60,006,481.84	19,498,523.42	20,362,461.09	20,026,913.34	0.00	59,887,897.85	0.00	7,033,354.80	118,583.99	0.00	0.00
Salaries and Wages - Regular	5010101000	66,627,000.00	412,836.64	67,039,836.64	66,627,000.00	412,836.64	0.00	67,039,836.64	19,706,830.10	20,477,807.91	19,821,743.83	0.00	60,006,481.84	19,498,523.42	20,362,461.09	20,026,913.34	0.00	59,887,897.85	0.00	7,033,354.80	118,583.99	0.00	0.00
Basic Salary - Civilian	5010101001	66,627,000.00	412,836.64	67,039,836.64	66,627,000.00	412,836.64	0.00	67,039,836.64	19,706,830.10	20,477,807.91	19,821,743.83	0.00	60,006,481.84	19,498,523.42	20,362,461.09	20,026,913.34	0.00	59,887,897.85	0.00	7,033,354.80	118,583.99	0.00	0.00
Other Compensation		20,510,000.00	(484,932.64)	20,025,067.36	20,510,000.00	(484,932.64)	0.00	20,025,067.36	2,231,702.84	10,662,085.60	1,651,158.85	0.00	14,444,947.29	2,043,194.43	10,655,517.22	1,655,958.80	0.00	14,382,670.45	0.00	5,880,120.07	62,276.94	0.00	0.00
Personal Economic Relief Allowance (PERA)	5010201000	2,160,000.00	7,727.43	2,167,727.43	2,160,000.00	7,727.43	0.00	2,167,727.43	628,181.91	651,454.72	635,545.48	0.00	1,915,182.11	622,636.43	645,091.11	643,454.57	0.00	1,911,182.11	0.00	252,545.32	4,000.00	0.00	0.00
PERA - Civilian	5010201001	2,160,000.00	7,727.43	2,167,727.43	2,160,000.00	7,727.43	0.00	2,167,727.43	628,181.91	651,454.72	635,545.48	0.00	1,915,182.11	622,636.43	645,091.11	643,454.57	0.00	1,911,182.11	0.00	252,545.32	4,000.00	0.00	0.00
Representation Allowance (RA)	5010202000	198,000.00	1,476,000.00	1,674,000.00	198,000.00	1,476,000.00	0.00	1,674,000.00	450,250.00	402,000.00	402,508.29	0.00	1,254,758.29	447,500.00	402,508.29	402,508.29	0.00	1,254,758.29	0.00	221,241.71	0.00	0.00	0.00
Transportation Allowance (TA)	5010203000	1,278,000.00	36,000.00	1,314,000.00	1,278,000.00	36,000.00	0.00	1,314,000.00	288,500.00	257,000.00	253,508.28	0.00	799,008.28	288,500.00	257,000.00	253,508.28	0.00	799,008.28	0.00	514,991.72	0.00	0.00	0.00
Transportation Allowance (TA)	5010203001	1,278,000.00	36,000.00	1,314,000.00	1,278,000.00	36,000.00	0.00	1,314,000.00	288,500.00	257,000.00	253,508.28	0.00	799,008.28	288,500.00	257,000.00	253,508.28	0.00	799,008.28	0.00	514,991.72	0.00	0.00	0.00
Clothing/Uniform Allowance	5010204000	540,000.00	66,000.00	606,000.00	540,000.00	66,000.00	0.00	606,000.00	546,000.00	60,000.00	0.00	0.00	606,000.00	546,000.00	60,000.00	0.00	606,000.00	0.00	0.00	0.00	0.00	0.00	0.00
Clothing/Uniform Allowance - Civilian	5010204001	540,000.00	66,000.00	606,000.00	540,000.00	66,000.00	0.00	606,000.00	546,000.00	60,000.00	0.00	0.00	606,000.00	546,000.00	60,000.00	0.00	606,000.00	0.00	0.00	0.00	0.00	0.00	0.00
Subsistence Allowance (SA)	5010205000	263,000.00	347,650.00	610,650.00	263,000.00	347,650.00	0.00	610,650.00	0.00	300,150.00	310,500.00	0.00	610,650.00	0.00	300,150.00	307,800.00	0.00	607,950.00	0.00	0.00	0.00	2,700.00	0.00
Subsistence Allowance - Magna Carta Benefits for Science and Technology under R.A. 8439	5010205002	263,000.00	347,650.00	610,650.00	263,000.00	347,650.00	0.00	610,650.00	0.00	300,150.00	310,500.00	0.00	610,650.00	0.00	300,150.00	307,800.00	0.00	607,950.00	0.00	0.00	0.00	2,700.00	0.00
Laundry Allowance (LA)	5010206000	876,000.00	(709,496.29)	166,503.71	876,000.00	(709,496.29)	0.00	166,503.71	0.00	45,482.73	49,096.80	0.00	94,579.53	0.00	45,482.73	48,687.66	0.00	94,170.39	0.00	71,924.18	409.14	0.00	0.00
Laundry Allowance - Magna Carta Benefits for Science and Technology under R.A. 8439	5010206003	876,000.00	(709,496.29)	166,503.71	876,000.00	(709,496.29)	0.00	166,503.71	0.00	45,482.73	49,096.80	0.00	94,579.53	0.00	45,482.73	48,687.66	0.00	94,170.39	0.00	71,924.18	409.14	0.00	0.00
Honoraria	5010210000	0.00	4,480.86	4,480.86	0.00	4,480.86	0.00	4,480.86	0.00	4,480.86	0.00	0.00	4,480.86	0.00	4,480.86	0.00	0.00	4,480.86	0.00	0.00	0.00	0.00	0.00
Honoraria - Civilian	5010210001	0.00	4,480.86	4,480.86	0.00	4,480.86	0.00	4,480.86	0.00	4,480.86	0.00	0.00	4,480.86	0.00	4,480.86	0.00	0.00	4,480.86	0.00	0.00	0.00	0.00	0.00
Hazard Pay (HP)	5010211000	2,111,000.00	361,846.29	2,472,846.29	2,111,000.00	361,846.29	0.00	2,472,846.29	0.00	2,472,846.29	0.00	0.00	2,472,846.29	0.00	2,472,846.29	0.00	0.00	2,472,846.29	0.00	0.00	0.00	0.00	0.00
HP - Magna Carta Benefits for Science and Technology under R.A. 8439	5010211004	2,111,000.00	361,846.29	2,472,846.29	2,111,000.00	361,846.29	0.00	2,472,846.29	0.00	2,472,846.29	0.00	0.00	2,472,846.29	0.00	2,472,846.29	0.00	0.00	2,472,846.29	0.00	0.00	0.00	0.00	0.00
Overtime and Night Pay	5010213000	0.00	2,630.23	2,630.23	0.00	2,630.23	0.00	2,630.23	0.00	2,630.23	0.00	0.00	2,630.23	0.00	2,630.23	0.00	0.00	2,630.23	0.00	0.00	0.00	0.00	0.00
Overtime Pay	5010213001	0.00	2,630.23	2,630.23	0.00	2,630.23	0.00	2,630.23	0.00	2,630.23	0.00	0.00	2,630.23	0.00	2,630.23	0.00	0.00	2,630.23	0.00	0.00	0.00	0.00	0.00
Year End Bonus	5010214000	5,552,000.00	(1,670,482.16)	3,881,517.84	5,552,000.00	(1,670,482.16)	0.00	3,881,517.84	287,457.70	0.00	0.00	0.00	287,457.70	119,058.00	116,732.00	0.00	0.00	235,790.00	0.00	3,594,060.14	51,667.70	0.00	0.00
Bonus - Civilian	5010214001	5,552,000.00	(1,670,482.16)	3,881,517.84	5,552,000.00	(1,670,482.16)	0.00	3,881,517.84	287,457.70	0.00	0.00	0.00	287,457.70	119,058.00	116,732.00	0.00	0.00	235,790.00	0.00	3,594,060.14	51,667.70	0.00	0.00
Cash Gift	5010215000	450,000.00	0.00	450,000.00	450,000.00	0.00	0.00	450,000.00	19,000.00	0.00	0.00	0.00	19,000.00	12,500.00	3,000.00	0.00	0.00	15,500.00	0.00	431,000.00	3,500.00	0.00	0.00
Cash Gift - Civilian	5010215001	450,000.00	0.00	450,000.00	450,000.00	0.00	0.00	450,000.00	19,000.00	0.00	0.00	0.00	19,000.00	12,500.00	3,000.00	0.00	0.00	15,500.00	0.00	431,000.00	3,500.00	0.00	0.00
Mid-Year Bonus - Civilian	5010216000	5,552,000.00	870,711.00	6,422,711.00	5,552,000.00	870,711.00	0.00	6,422,711.00	2,683.00	6,368,671.00	0.00	0.00	6,371,354.00	0.00	6,371,354.00	0.00	0.00	6,371,354.00	0.00	51,357.00	0.00	0.00	0.00
Mid-Year Bonus - Civilian	5010216001	5,552,000.00	870,711.00	6,422,711.00	5,552,000.00	870,711.00	0.00	6,422,711.00	2,683.00	6,368,671.00	0.00	0.00	6,371,354.00	0.00	6,371,354.00	0.00	0.00	6,371,354.00	0.00	51,357.00	0.00	0.00	0.00
Other Bonuses and Allowances	5010299000	450,000.00	0.00	450,000.00	450,000.00	0.00	0.00	450,000.00	7,000.00	0.00	0.00	0.00	7,000.00	7,000.00	0.00	0.00	0.00	7,000.00	0.00	443,000.00	0.00	0.00	0.00
Productivity Enhancement Incentive - Civilian	5010299012	450,000.00	0.00	450,000.00	450,000.00	0.00	0.00	450,000.00	7,000.00	0.00	0.00	0.00	7,000.00	7,000.00	0.00	0.00	0.00	7,000.00	0.00	443,000.00	0.00	0.00	0.00
Personnel Benefit Contributions		1,558,000.00	2,300.00	1,560,300.00	1,558,000.00	2,300.00	0.00	1,560,300.00	354,275.28	360,336.60	419,148.44	0.00	1,133,760.22	343,175.28	371,436.50	408,948.44	0.00	1,123,560.22	0.00	424,539.78	10,200.00	0.00	0.00
Pag-IBIG Contributions	5010302000	108,000.00	1,700.00	109,700.00	108,000.																		

Department : Department of Information and Communications Technology
 Agency/Entity : National Privacy Commission
 Operating Unit : < not applicable >
 Organization Code (UACS) : 37 003 000000
 Fund Cluster : 01 - Regular Agency Fund
 (e.g. UACS Fund Cluster: 01-Regular Agency Fund, 02-Foreign Assisted Projects Fund, 03-Special Account-Locally Funded/Domestic Grants Fund, and 04-Special Account-Foreign Assisted/Foreign Grants Fund)


X	Current Year Appropriations
	Supplemental Appropriations
	Continuing Appropriations


Particulars	UACS CODE	Appropriations									Obligations					Disbursements				Balances				
		Authorized Appropriations	Adjustments (Transfer To/From, Modifications/Augmentations)	Adjusted Appropriations	Allotments Received	Adjustments (Reductions, Modifications/Augmentations)	Transfer To	Transfer From	Adjusted Allotments	1st Quarter Ending March 31	2nd Quarter Ending June 30	3rd Quarter Ending September 30	4th Quarter Ending December 31	Total	1st Quarter Ending March 31	2nd Quarter Ending June 30	3rd Quarter Ending September 30	4th Quarter Ending December 31	Total	Unreleased Appropriations	Unobligated Allotments	Unpaid Obligations (15-20)=(23+24)		
		3	4	5=(3+4)	6	7	8	9	10=[(6+)-(7)+8+9]	11	12	13	14	15=(11+12+13+14)	16	17	18	19	20=(16+17+18+19)	21=(5-10)	22=(10-15)	23	24	
Training and Scholarship Expenses		5,000,000.00	(2,296,626.39)	2,743,373.61	5,000,000.00	(2,296,626.39)	0.00	0.00	2,743,373.61	0.00	105,082.67	57,480.15	0.00	162,562.82	0.00	71,003.34	91,559.48	0.00	162,562.82	0.00	2,580,810.79	0.00	0.00	0.00
Training Expenses	5020201000	5,000,000.00	(2,296,626.39)	2,743,373.61	5,000,000.00	(2,296,626.39)	0.00	0.00	2,743,373.61	0.00	105,082.67	57,480.15	0.00	162,562.82	0.00	71,003.34	91,559.48	0.00	162,562.82	0.00	2,580,810.79	0.00	0.00	0.00
ICT Training Expenses	5020201001	50,000.00	(50,000.00)	0.00	50,000.00	(50,000.00)	0.00	0.00	0.00	0.00	0.00	0.00	0.00	0.00	0.00	0.00	0.00	0.00	0.00	0.00	0.00	0.00	0.00	0.00
Training Expenses	5020201002	4,950,000.00	(2,206,626.39)	2,743,373.61	4,950,000.00	(2,206,626.39)	0.00	0.00	2,743,373.61	0.00	105,082.67	57,480.15	0.00	162,562.82	0.00	71,003.34	91,559.48	0.00	162,562.82	0.00	2,580,810.79	0.00	0.00	0.00
Supplies and Materials Expenses		4,419,000.00	611,750.00	5,030,750.00	4,419,000.00	611,750.00	0.00	0.00	5,030,750.00	666,162.73	1,305,172.02	619,685.03	0.00	2,590,019.78	533,235.23	1,219,015.52	724,269.03	0.00	2,476,519.78	0.00	2,440,730.22	0.00	113,500.00	0.00
Office Supplies Expenses	5020301000	763,000.00	65,000.00	828,000.00	763,000.00	65,000.00	0.00	0.00	828,000.00	151,702.00	433,049.00	55,744.00	0.00	640,495.00	151,702.00	214,965.00	273,828.00	0.00	640,495.00	0.00	187,505.00	0.00	0.00	0.00
ICT Office Supplies	5020301001	13,000.00	(13,000.00)	0.00	13,000.00	(13,000.00)	0.00	0.00	0.00	0.00	0.00	0.00	0.00	0.00	0.00	0.00	0.00	0.00	0.00	0.00	0.00	0.00	0.00	0.00
Office Supplies Expenses	5020301002	750,000.00	78,000.00	828,000.00	750,000.00	78,000.00	0.00	0.00	828,000.00	151,702.00	433,049.00	55,744.00	0.00	640,495.00	151,702.00	214,965.00	273,828.00	0.00	640,495.00	0.00	187,505.00	0.00	0.00	0.00
Accountable Forms Expenses	5020302000	4,000.00	0.00	4,000.00	4,000.00	0.00	0.00	0.00	4,000.00	0.00	1,600.00	1,150.00	0.00	2,750.00	0.00	1,600.00	1,150.00	0.00	2,750.00	0.00	1,250.00	0.00	0.00	0.00
Fuel, Oil and Lubricants Expenses	5020309000	3,000,000.00	0.00	3,000,000.00	3,000,000.00	0.00	0.00	0.00	3,000,000.00	387,860.73	370,154.52	333,752.03	0.00	1,091,767.28	346,233.03	411,782.02	333,752.03	0.00	1,091,767.28	0.00	1,908,232.72	0.00	0.00	0.00
Semi-Expendable Machinery and Equipment	5020321000	18,000.00	86,000.00	104,000.00	18,000.00	86,000.00	0.00	0.00	104,000.00	0.00	0.00	10,000.00	0.00	10,000.00	0.00	0.00	10,000.00	0.00	10,000.00	0.00	94,000.00	0.00	0.00	0.00
Semi-Expendable Machinery and Equipment Expenses	5020321000	0.00	40,000.00	40,000.00	0.00	40,000.00	0.00	0.00	40,000.00	0.00	0.00	10,000.00	0.00	10,000.00	0.00	0.00	10,000.00	0.00	10,000.00	0.00	30,000.00	0.00	0.00	0.00
Other Machinery and Equipment	5020321099	18,000.00	46,000.00	64,000.00	18,000.00	46,000.00	0.00	0.00	64,000.00	0.00	0.00	0.00	0.00	0.00	0.00	0.00	0.00	0.00	0.00	64,000.00	0.00	0.00	0.00	0.00
Other Supplies and Materials Expenses	5020399000	634,000.00	460,750.00	1,094,750.00	634,000.00	460,750.00	0.00	0.00	1,094,750.00	125,600.00	500,368.50	219,039.00	0.00	845,007.50	35,300.00	590,668.50	105,539.00	0.00	731,507.50	0.00	249,742.50	0.00	113,500.00	0.00
Utility Expenses		5,981,000.00	0.00	5,981,000.00	5,981,000.00	0.00	0.00	0.00	5,981,000.00	634,111.91	1,660,512.95	1,628,345.28	0.00	3,922,970.14	634,111.91	1,660,512.95	1,628,345.28	0.00	3,922,970.14	0.00	3,822,029.86	0.00	0.00	0.00
Water Expenses	5020401000	531,000.00	0.00	531,000.00	531,000.00	0.00	0.00	0.00	531,000.00	56,724.00	86,112.00	60,024.00	0.00	202,860.00	56,724.00	86,112.00	60,024.00	0.00	202,860.00	0.00	328,140.00	0.00	0.00	0.00
Electricity Expenses	5020402000	5,450,000.00	0.00	5,450,000.00	5,450,000.00	0.00	0.00	0.00	5,450,000.00	577,387.91	1,574,400.95	1,468,321.28	0.00	3,620,110.14	577,387.91	1,574,400.95	1,468,321.28	0.00	3,620,110.14	0.00	1,629,889.86	0.00	0.00	0.00
Communication Expenses		3,452,000.00	35,600.00	3,487,600.00	3,452,000.00	35,600.00	0.00	0.00	3,487,600.00	1,478,714.00	339,620.16	336,870.00	0.00	2,155,204.16	359,434.00	453,224.67	576,410.00	0.00	1,389,068.67	0.00	1,332,395.84	0.00	766,135.49	0.00
Postage and Courier Services	5020501000	150,000.00	36,000.00	186,000.00	150,000.00	36,000.00	0.00	0.00	186,000.00	24,759.00	1,982.00	270.00	0.00	27,011.00	24,759.00	1,982.00	270.00	0.00	27,011.00	0.00	158,989.00	0.00	0.00	0.00
Telephone Expenses	5020502000	1,962,000.00	(400.00)	1,961,600.00	1,962,000.00	(400.00)	0.00	0.00	1,961,600.00	741,635.00	337,638.16	336,600.00	0.00	1,415,873.16	334,675.00	386,138.16	336,700.00	0.00	1,059,513.16	0.00	55,726.84	0.00	356,360.00	0.00
Mobile	5020502001	1,342,000.00	(400.00)	1,341,600.00	1,342,000.00	(400.00)	0.00	0.00	1,341,600.00	445,475.00	338,000.00	233,000.00	0.00	1,016,475.00	334,675.00	334,500.00	235,100.00	0.00	904,275.00	0.00	325,125.00	0.00	112,200.00	0.00
Landline	5020502002	620,000.00	0.00	620,000.00	620,000.00	0.00	0.00	0.00	620,000.00	296,160.00	(361.84)	103,600.00	0.00	399,398.16	0.00	51,638.16	103,600.00	0.00	155,238.16	0.00	220,801.84	0.00	244,160.00	0.00
Internet Subscription Expenses	5020503000	1,340,000.00	0.00	1,340,000.00	1,340,000.00	0.00	0.00	0.00	1,340,000.00	712,320.00	0.00	0.00	0.00	712,320.00	0.00	65,104.51	237,440.00	0.00	302,544.51	0.00	62,680.00	0.00	409,775.49	0.00
Confidential, Intelligence and Extraordinary		1,443,000.00	0.00	1,443,000.00	1,443,000.00	0.00	0.00	0.00	1,443,000.00	359,400.00	323,150.00	352,350.00	0.00	1,034,900.00	359,400.00	323,150.00	352,350.00	0.00	1,034,900.00	0.00	408,100.00	0.00	0.00	0.00
Extraordinary and Miscellaneous Expenses	5021003000	1,443,000.00	0.00	1,443,000.00	1,443,000.00	0.00	0.00	0.00	1,443,000.00	359,400.00	323,150.00	352,350.00	0.00	1,034,900.00	359,400.00	323,150.00	352,350.00	0.00	1,034,900.00	0.00	408,100.00	0.00	0.00	0.00
Professional Services		49,111,000.00	(3,911,846.90)	45,199,153.10	49,111,000.00	(3,911,846.90)	0.00	0.00	45,199,153.10	10,287,877.61	9,877,853.96	10,847,342.07	0.00	31,212,873.63	9,287,499.40	9,690,240.83	11,240,373.32	0.00	30,218,113.58	0.00	13,986,278.47	184,760.08	800,000.00	0.00
Auditing Services	5021102000	273,000.00	571.20	273,571.20	273,000.00	571.20	0.00	0.00	273,571.20	55,847.34	68,352.57	68,295.60	0.00	192,495.51	55,847.34	68,352.57	68,295.60	0.00	192,495.51	0.00	81,075.69	0.00	0.00	0.00
Consultancy Services	5021103000	5,726,000.00	(2,875,000.00)	2,851,000.00	5,726,000.00	(2,875,000.00)	0.00	0.00	2,851,000.00	1,200,000.00	800,000.00	500,000.00	0.00	2,500,000.00	200,000.00	600,000.00	900,000.00	0.00	1,700,000.00	0.00	351,000.00	0.00	800,000.00	0.00
ICT Consultancy Services	5021103001	2,275,000.00	(2,175,000.00)	100,000.00	2,275,000.00	(2,175,000.00)	0.00	0.00	100,000.00	0.00	0.00	0.00	0.00	0.00	0.00	0.00	0.00	0.00	0.00	0.00	100,000.00	0.00	0.00	0.00
Consultancy Services	5021103002	3,451,000.00	(700,000.00)	2,751,000.00	3,451,000.00	(700,000.00)	0.00	0.00	2,751,000.00	1,200,000.00	800,000.00	500,000.00	0.00	2,500,000.00	200,000.00	600,000.00	900,000.00	0.00	1,700,000.00	0.00	251,000.00	0.00	800,000.00	0.00
Other Professional Services	5021199000	43,112,000.00	(1,037,418.10)	42,074,581.90	43,112,000.00	(1,037,418.10)	0.00	0.00	42,074,581.90	9,032,130.27	9,109,201.38	10,379,046.47	0.00	28,520,378.12	9,031,652.06	9,021,888.26	10,272,077.72	0.00	28,325,618.04	0.00	13,554,203.78	194,760.08	0.00	0.00
General Services		4,499,000.00	520,041.69	5,019,041.69	4,499,000.00	520,041.69	0.00	0.00	5,019,041.69	2,939,619.21	746,812.50	767,299.77	0.00	4,453,531.48	6,288.85	1,129,486.46	1,306,410.98	0.00	2,441,196.29	0.00	665,610.21	16,885.53	1,995,459.66	0.00
Janitorial Services	5021202000	1,430,000.00	369,050.79	1,799,050.79	1,430,000.00	369,050.79	0.00	0.00	1,799,050.79	1,641,348.56	0.00	0.00	0.00	1,641,348.56	0.00	285,050.79	389,471.15	0.00	674,521.94	0.00	157,702.23	16,885.53	949,941.09	0.00
Security Services	5021203000	2,500,000.00	299,990.90	2,799,990.90	2,500,000.00	2																		


Department : Department of Information and Communications Technology
 Agency/Entity : National Privacy Commission
 Operating Unit : < not applicable >
 Organization Code (UACS) : 37 003 0000000
 Fund Cluster : 01 - Regular Agency Fund
 (e.g. UACS Fund Cluster: 01-Regular Agency Fund, 02-Foreign Assisted Projects Fund, 03-Special Account-Locally Funded/Domestic Grants Fund, and 04-Special Account-Foreign Assisted/Foreign Grants Fund)


X	Current Year Appropriations
	Supplemental Appropriations
	Continuing Appropriations

Particulars	UACS CODE	Appropriations					Allotments				Obligations				Disbursements					Balances				
		Authorized Appropriations	Adjustments (Transfer To/From, Modifications/Augmentations)	Adjusted Appropriations	Allotments Received	Adjustments (Reductions, Modifications/Augmentations)	Transfer To	Transfer From	Adjusted Allotments	1st Quarter Ending March 31	2nd Quarter Ending June 30	3rd Quarter Ending September 30	4th Quarter Ending December 31	Total	1st Quarter Ending March 31	2nd Quarter Ending June 30	3rd Quarter Ending September 30	4th Quarter Ending December 31	Total	Unreleased Appropriations	Unobligated Allotments	Unpaid Obligations (15-20)-(23+24)		
1	2	3	4	5=(3+4)	6	7	8	9	10=[(8+)-(7)+8+9]	11	12	13	14	15=(11+12+13+14)	16	17	18	19	20=(16+17+18+19)	21=(5-10)	22=(10-15)	23	24	
Rents - Building and Structures	5029905001	20,323,000.00	1,490,486.40	21,813,486.40	20,323,000.00	1,490,486.40	0.00	0.00	21,813,486.40	18,500,876.80	0.00	3,312,609.60	0.00	21,813,486.40	2,312,609.60	0.00	9,250,438.40	0.00	11,563,048.00	0.00	0.00	6,937,828.80	3,312,609.60	
Membership Dues and Contributions to	5029906000	400,000.00	(245,000.00)	155,000.00	400,000.00	(245,000.00)	0.00	0.00	155,000.00	0.00	65,000.00	90,000.00	0.00	155,000.00	0.00	65,000.00	90,000.00	0.00	155,000.00	0.00	0.00	0.00	0.00	
Subscription Expenses	5029907000	19,410,000.00	(2,669,152.45)	16,740,847.55	19,410,000.00	(2,669,152.45)	0.00	0.00	16,740,847.55	8,708,314.00	0.00	850,622.43	0.00	9,558,936.43	917,880.00	4,082,120.00	4,458,136.43	0.00	9,458,136.43	0.00	7,181,911.12	0.00	100,800.00	
ICT Software Subscription	5029907001	15,830,000.00	(4,294,152.45)	11,535,847.55	15,830,000.00	(4,294,152.45)	0.00	0.00	11,535,847.55	8,708,314.00	0.00	749,822.43	0.00	9,458,136.43	917,880.00	4,082,120.00	4,458,136.43	0.00	9,458,136.43	0.00	2,077,711.12	0.00	0.00	
Cloud Computing Service	5029907003	3,250,000.00	1,750,000.00	5,000,000.00	3,250,000.00	1,750,000.00	0.00	0.00	5,000,000.00	0.00	0.00	0.00	0.00	0.00	0.00	0.00	0.00	0.00	0.00	0.00	5,000,000.00	0.00	0.00	
Library and Other Reading Materials Subscription Expenses	5029907004	330,000.00	(125,000.00)	205,000.00	330,000.00	(125,000.00)	0.00	0.00	205,000.00	0.00	0.00	100,800.00	0.00	100,800.00	0.00	0.00	0.00	0.00	0.00	0.00	0.00	104,200.00	100,800.00	
Other Maintenance and Operating Expenses	5029999000	128,000.00	888,000.00	1,016,000.00	128,000.00	888,000.00	0.00	0.00	1,016,000.00	52,863.50	45,750.00	126,690.00	0.00	225,303.50	52,863.50	45,750.00	121,690.00	0.00	220,303.50	0.00	790,696.50	0.00	5,000.00	
Other Maintenance and Operating Expenses	5029999099	128,000.00	888,000.00	1,016,000.00	128,000.00	888,000.00	0.00	0.00	1,016,000.00	52,863.50	45,750.00	126,690.00	0.00	225,303.50	52,863.50	45,750.00	121,690.00	0.00	220,303.50	0.00	790,696.50	0.00	5,000.00	
Capital Outlays		4,000,000.00	0.00	4,000,000.00	4,000,000.00	0.00	0.00	0.00	4,000,000.00	0.00	0.00	0.00	0.00	0.00	0.00	0.00	0.00	0.00	0.00	0.00	4,000,000.00	0.00	0.00	
Property, Plant and Equipment Outlay		4,000,000.00	0.00	4,000,000.00	4,000,000.00	0.00	0.00	0.00	4,000,000.00	0.00	0.00	0.00	0.00	0.00	0.00	0.00	0.00	0.00	0.00	0.00	4,000,000.00	0.00	0.00	
Machinery and Equipment Outlay	5060405000	4,000,000.00	0.00	4,000,000.00	4,000,000.00	0.00	0.00	0.00	4,000,000.00	0.00	0.00	0.00	0.00	0.00	0.00	0.00	0.00	0.00	0.00	0.00	4,000,000.00	0.00	0.00	
Information and Communication Technology Equipment	5060405003	4,000,000.00	0.00	4,000,000.00	4,000,000.00	0.00	0.00	0.00	4,000,000.00	0.00	0.00	0.00	0.00	0.00	0.00	0.00	0.00	0.00	0.00	0.00	4,000,000.00	0.00	0.00	
B. AUTOMATIC APPROPRIATIONS		7,996,000.00	0.00	7,996,000.00	7,996,000.00	0.00	0.00	0.00	7,996,000.00	2,298,100.88	1,826,447.68	3,334,631.73	0.00	7,459,179.99	1,626,110.49	2,698,437.77	2,669,380.86	0.00	6,883,929.11	0.00	536,820.01	775,250.88	0.00	0.00
Retirement and Life Insurance Premiums		7,996,000.00	0.00	7,996,000.00	7,996,000.00	0.00	0.00	0.00	7,996,000.00	2,298,100.88	1,826,447.68	3,334,631.73	0.00	7,459,179.99	1,626,110.49	2,698,437.77	2,669,380.86	0.00	6,883,929.11	0.00	536,820.01	775,250.88	0.00	0.00
C. SPECIAL PURPOSE FUNDS		0.00	26,741,729.00	26,741,729.00	0.00	26,741,729.00	0.00	0.00	26,741,729.00	18,659,169.40	600,229.69	6,482,338.32	0.00	26,741,727.40	15,427,500.62	3,631,887.46	6,184,801.45	0.00	26,443,689.83	0.00	1.60	297,737.87	0.00	0.00
Miscellaneous Personnel Benefits Fund		0.00	26,741,729.00	26,741,729.00	0.00	26,741,729.00	0.00	0.00	26,741,729.00	18,659,169.40	600,229.69	6,482,338.32	0.00	26,741,727.40	15,427,500.62	3,631,887.46	6,184,801.45	0.00	26,443,689.83	0.00	1.60	297,737.87	0.00	0.00
Other Compensation	5010200000	0.00	24,117,082.00	24,117,082.00	0.00	24,117,082.00	0.00	0.00	24,117,082.00	18,479,939.40	437,632.68	5,199,508.32	0.00	24,117,080.40	15,248,280.62	3,669,291.46	4,901,770.45	0.00	23,819,342.53	0.00	1.60	297,737.87	0.00	0.00
Other Bonuses and Allowances		0.00	24,117,082.00	24,117,082.00	0.00	24,117,082.00	0.00	0.00	24,117,082.00	18,479,939.40	437,632.68	5,199,508.32	0.00	24,117,080.40	15,248,280.62	3,669,291.46	4,901,770.45	0.00	23,819,342.53	0.00	1.60	297,737.87	0.00	0.00
Subsistence Allowance - Magna Carta Benefits for Science and Technology under R.A. 8439	5010205002	0.00	2,367,300.00	2,367,300.00	0.00	2,367,300.00	0.00	0.00	2,367,300.00	1,918,950.00	30,450.00	417,900.00	0.00	2,367,300.00	1,918,950.00	30,450.00	399,750.00	0.00	2,349,150.00	0.00	0.00	0.00	0.00	
Laundry Allowance - Magna Carta Benefits for Science and Technology under R.A. 8439	5010206003	0.00	358,679.09	358,679.09	0.00	358,679.09	0.00	0.00	358,679.09	290,746.56	4,614.19	63,317.46	0.00	358,678.21	290,746.56	4,614.19	60,567.49	0.00	355,928.24	0.00	0.88	0.00	0.00	
Hazard Pay	5010211001	0.00	402,568.81	402,568.81	0.00	402,568.81	0.00	0.00	402,568.81	0.00	402,568.49	0.00	0.00	402,568.49	0.00	402,568.49	0.00	0.00	402,568.49	0.00	0.32	0.00	0.00	
HP - Magna Carta Benefits for Science and Technology under R.A. 8439	5010211004	0.00	17,246,462.06	17,246,462.06	0.00	17,246,462.06	0.00	0.00	17,246,462.06	13,038,584.06	0.00	4,207,877.60	0.00	17,246,461.66	13,038,584.06	0.00	4,094,992.85	0.00	17,133,576.91	0.00	0.40	0.00	0.00	
Performance Based Bonus - Civilian	5010299014	0.00	3,742,072.04	3,742,072.04	0.00	3,742,072.04	0.00	0.00	3,742,072.04	3,231,658.78	0.00	510,413.26	0.00	3,742,072.04	0.00	3,231,658.78	346,460.11	0.00	3,578,118.89	0.00	0.00	0.00	0.00	
Pension and Gratuity Fund		0.00	1,624,647.00	1,624,647.00	0.00	1,624,647.00	0.00	0.00	1,624,647.00	179,220.00	162,596.00	1,282,831.00	0.00	1,624,647.00	179,220.00	162,596.00	1,282,831.00	0.00	1,624,647.00	0.00	0.00	0.00	0.00	
Other Personnel Benefits	5010400000	0.00	1,624,647.00	1,624,647.00	0.00	1,624,647.00	0.00	0.00	1,624,647.00	179,220.00	162,596.00	1,282,831.00	0.00	1,624,647.00	179,220.00	162,596.00	1,282,831.00	0.00	1,624,647.00	0.00	0.00	0.00	0.00	
Terminal Leave Benefits		0.00	1,624,647.00	1,624,647.00	0.00	1,624,647.00	0.00	0.00	1,624,647.00	179,220.00	162,596.00	1,282,831.00	0.00	1,624,647.00	179,220.00	162,596.00	1,282,831.00	0.00	1,624,647.00	0.00	0.00	0.00	0.00	
Terminal Leave Benefits - Civilian	5010403001	0.00	1,624,647.00	1,624,647.00	0.00	1,624,647.00	0.00	0.00	1,624,647.00	179,220.00	162,596.00	1,282,831.00	0.00	1,624,647.00	179,220.00	162,596.00	1,282,831.00	0.00	1,624,647.00	0.00	0.00	0.00	0.00	
GRAND TOTAL		228,175,000.00	26,741,729.00	253,916,729.00	228,175,000.00	26,741,729.00	0.00	0.00	253,916,729.00	90,764,712.25	54,144,067.72	54,679,536.44	0.00	199,588,305.41	57,180,064.74	61,359,192.78	64,403,796.82	0.00	182,943,054.23	0.00	54,328,423.69	8,413,523.99	8,231,727.07	0.00

Certified Correct:

 CAMILLE JOY MAPALO
 ADMINISTRATIVE OFFICER IV
 Date: October 17, 2023 06:21 PM

Certified Correct:

 JOHANA GARAIT GOMEZ
 ACCOUNTANT III
 Date: October 17, 2023 06:21 PM

Recommending Approving:

 ATTY. MANUEL C. SAUTIO
 DIRECTOR IV, FAO
 Date: October 17, 2023 06:33 PM

Approved By:

 ATTY. IVONNE ALZONA
 EXECUTIVE DIRECTOR IV
 Date: October 27, 2023 11:15 AM