

STATEMENT OF APPROPRIATIONS, ALLOTMENTS, OBLIGATIONS, DISBURSEMENTS AND BALANCES
As at the Quarter Ending September 30, 2023

Department : Department of Information and Communications Technology
 Agency/Entity : National Privacy Commission
 Operating Unit : < not applicable >
 Organization Code (UACS) : 37 003 0000000
 Fund Cluster : 01 - Regular Agency Fund

X	Current Year Appropriations
	Supplemental Appropriations
	Continuing Appropriations

(e.g. UACS Fund Cluster: 01-Regular Agency Fund, 02-Foreign Assisted Projects Fund, 03-Special Account-Locally Funded/Domestic Grants Fund, and 04-Special Account-Foreign Assisted/Foreign Grants Fund)


Particulars	UACS CODE	Authorized Appropriations	Appropriations		Allotments					Current Year Obligations					Current Year Disbursements				Balances				
			Adjustments (Transfer To/From, Modifications/Augmentations)	Adjusted Appropriations	Allotments Received	Adjustments (Reductions, Modifications/Augmentations)	Transfer To	Transfer From	Adjusted Allotments	1st Quarter Ending March 31	2nd Quarter Ending June 30	3rd Quarter Ending September 30	4th Quarter Ending December 31	Total	1st Quarter Ending March 31	2nd Quarter Ending June 30	3rd Quarter Ending September 30	4th Quarter Ending December 31	Total	Unreleased Appropriations	Unobligated Allotments	Unpaid Obligations (15-20)=(23+24)	
			4	5=(3+4)	6	7	8	9	10=[6+(7)+8+9]	11	12	13	14	15=(11+12+13+14)	16	17	18	19	20=(16+17+18+19)	21	22	23	24
I. Agency Specific Budget		220,179,000.00	0.00	220,179,000.00	220,179,000.00	0.00	0.00	0.00	220,179,000.00	69,807,452.27	51,717,381.36	44,862,564.39	0.00	166,387,398.02	40,226,453.63	54,928,867.56	55,659,814.52	0.00	160,815,135.71	0.00	53,791,601.98	7,340,535.24	8,231,727.07
General Administration and Support	1000000000000000	111,983,000.00	0.00	111,983,000.00	111,983,000.00	0.00	0.00	0.00	111,983,000.00	39,470,571.09	23,037,187.55	22,302,962.85	0.00	84,810,721.29	18,941,681.59	22,789,040.69	29,177,706.75	0.00	70,908,429.03	0.00	27,172,278.71	6,993,492.39	6,908,799.87
General Management and Supervision	100000100001000	111,983,000.00	0.00	111,983,000.00	111,983,000.00	0.00	0.00	0.00	111,983,000.00	39,470,571.09	23,037,187.55	22,302,962.85	0.00	84,810,721.29	18,941,681.59	22,789,040.69	29,177,706.75	0.00	70,908,429.03	0.00	27,172,278.71	6,993,492.39	6,908,799.87
PS		47,325,000.00	0.00	47,325,000.00	47,325,000.00	0.00	0.00	0.00	47,325,000.00	11,233,476.00	14,327,353.30	10,094,948.70	0.00	35,655,778.00	11,079,351.56	14,435,489.74	10,108,246.30	0.00	35,623,087.60	0.00	11,669,222.00	32,690.40	0.00
MOOE		64,658,000.00	0.00	64,658,000.00	64,658,000.00	0.00	0.00	0.00	64,658,000.00	28,237,095.09	8,709,834.25	12,208,013.95	0.00	49,154,943.29	7,862,330.03	8,353,550.95	19,069,460.45	0.00	35,285,341.43	0.00	15,503,056.71	6,960,801.99	6,908,799.87
Sub-Total, General Administration and Support		111,983,000.00	0.00	111,983,000.00	111,983,000.00	0.00	0.00	0.00	111,983,000.00	39,470,571.09	23,037,187.55	22,302,962.85	0.00	84,810,721.29	18,941,681.59	22,789,040.69	29,177,706.75	0.00	70,908,429.03	0.00	27,172,278.71	6,993,492.39	6,908,799.87
PS		47,325,000.00	0.00	47,325,000.00	47,325,000.00	0.00	0.00	0.00	47,325,000.00	11,233,476.00	14,327,353.30	10,094,948.70	0.00	35,655,778.00	11,079,351.56	14,435,489.74	10,108,246.30	0.00	35,623,087.60	0.00	11,669,222.00	32,690.40	0.00
MOOE		64,658,000.00	0.00	64,658,000.00	64,658,000.00	0.00	0.00	0.00	64,658,000.00	28,237,095.09	8,709,834.25	12,208,013.95	0.00	49,154,943.29	7,862,330.03	8,353,550.95	19,069,460.45	0.00	35,285,341.43	0.00	15,503,056.71	6,960,801.99	6,908,799.87
FinEx (if Applicable)		0.00	0.00	0.00	0.00	0.00	0.00	0.00	0.00	0.00	0.00	0.00	0.00	0.00	0.00	0.00	0.00	0.00	0.00	0.00	0.00	0.00	0.00
CO		0.00	0.00	0.00	0.00	0.00	0.00	0.00	0.00	0.00	0.00	0.00	0.00	0.00	0.00	0.00	0.00	0.00	0.00	0.00	0.00	0.00	0.00
Operations	3000000000000000	108,196,000.00	0.00	108,196,000.00	108,196,000.00	0.00	0.00	0.00	108,196,000.00	30,336,881.18	28,680,193.81	22,559,601.74	0.00	81,576,676.73	21,284,772.04	32,139,826.87	26,482,107.77	0.00	79,906,706.68	0.00	26,619,323.27	347,042.85	1,322,927.20
OO: Privacy and data security in information and communication systems supported and enhanced		108,196,000.00	0.00	108,196,000.00	108,196,000.00	0.00	0.00	0.00	108,196,000.00	30,336,881.18	28,680,193.81	22,559,601.74	0.00	81,576,676.73	21,284,772.04	32,139,826.87	26,482,107.77	0.00	79,906,706.68	0.00	26,619,323.27	347,042.85	1,322,927.20
REGULATORY AND ENFORCEMENT PROGRAM		108,196,000.00	0.00	108,196,000.00	108,196,000.00	0.00	0.00	0.00	108,196,000.00	30,336,881.18	28,680,193.81	22,559,601.74	0.00	81,576,676.73	21,284,772.04	32,139,826.87	26,482,107.77	0.00	79,906,706.68	0.00	26,619,323.27	347,042.85	1,322,927.20
Regulation and Enforcement of Privacy and Data Security in Information and Communication Systems	310100100001000	108,196,000.00	0.00	108,196,000.00	108,196,000.00	0.00	0.00	0.00	108,196,000.00	30,336,881.18	28,680,193.81	22,559,601.74	0.00	81,576,676.73	21,284,772.04	32,139,826.87	26,482,107.77	0.00	79,906,706.68	0.00	26,619,323.27	347,042.85	1,322,927.20
PS		41,535,000.00	0.00	41,535,000.00	41,535,000.00	0.00	0.00	0.00	41,535,000.00	11,129,202.86	17,135,990.19	11,802,013.12	0.00	40,067,206.17	10,871,827.93	17,048,522.83	11,988,484.98	0.00	39,908,835.74	0.00	1,467,793.83	158,370.43	0.00
MOOE		62,661,000.00	0.00	62,661,000.00	62,661,000.00	0.00	0.00	0.00	62,661,000.00	19,207,678.32	11,544,203.62	10,757,588.62	0.00	41,509,470.56	10,412,944.11	15,091,304.04	14,493,622.79	0.00	39,997,870.94	0.00	21,151,529.44	188,672.42	1,322,927.20
CO		4,000,000.00	0.00	4,000,000.00	4,000,000.00	0.00	0.00	0.00	4,000,000.00	0.00	0.00	0.00	0.00	0.00	0.00	0.00	0.00	0.00	0.00	4,000,000.00	0.00	0.00	0.00
Sub-Total, Operations		108,196,000.00	0.00	108,196,000.00	108,196,000.00	0.00	0.00	0.00	108,196,000.00	30,336,881.18	28,680,193.81	22,559,601.74	0.00	81,576,676.73	21,284,772.04	32,139,826.87	26,482,107.77	0.00	79,906,706.68	0.00	26,619,323.27	347,042.85	1,322,927.20
PS		41,535,000.00	0.00	41,535,000.00	41,535,000.00	0.00	0.00	0.00	41,535,000.00	11,129,202.86	17,135,990.19	11,802,013.12	0.00	40,067,206.17	10,871,827.93	17,048,522.83	11,988,484.98	0.00	39,908,835.74	0.00	1,467,793.83	158,370.43	0.00
MOOE		62,661,000.00	0.00	62,661,000.00	62,661,000.00	0.00	0.00	0.00	62,661,000.00	19,207,678.32	11,544,203.62	10,757,588.62	0.00	41,509,470.56	10,412,944.11	15,091,304.04	14,493,622.79	0.00	39,997,870.94	0.00	21,151,529.44	188,672.42	1,322,927.20
FinEx (if Applicable)		0.00	0.00	0.00	0.00	0.00	0.00	0.00	0.00	0.00	0.00	0.00	0.00	0.00	0.00	0.00	0.00	0.00	0.00	0.00	0.00	0.00	0.00
CO		4,000,000.00	0.00	4,000,000.00	4,000,000.00	0.00	0.00	0.00	4,000,000.00	0.00	0.00	0.00	0.00	0.00	0.00	0.00	0.00	0.00	0.00	4,000,000.00	0.00	0.00	0.00
Sub-Total, I. Agency Specific Budget		220,179,000.00	0.00	220,179,000.00	220,179,000.00	0.00	0.00	0.00	220,179,000.00	69,807,452.27	51,717,381.36	44,862,564.39	0.00	166,387,398.02	40,226,453.63	54,928,867.56	55,659,814.52	0.00	160,815,135.71	0.00	53,791,601.98	7,340,535.24	8,231,727.07
PS		88,860,000.00	0.00	88,860,000.00	88,860,000.00	0.00	0.00	0.00	88,860,000.00	22,362,678.86	31,463,343.49	21,896,961.82	0.00	75,722,984.17	21,951,179.49	31,484,012.57	22,096,731.28	0.00	75,283,212.37	0.00	36,654,586.15	7,149,474.41	8,231,727.07
MOOE		127,319,000.00	0.00	127,319,000.00	127,319,000.00	0.00	0.00	0.00	127,319,000.00	47,444,773.41	20,254,037.87	22,965,602.57	0.00	90,664,413.85	18,275,274.14	23,444,854.99	33,563,083.24	0.00	75,283,212.37	0.00	13,137,015.83	191,060.83	0.00
FinEx (if Applicable)		0.00	0.00	0.00	0.00	0.00	0.00	0.00	0.00	0.00	0.00	0.00	0.00	0.00	0.00	0.00	0.00	0.00	0.00	0.00	0.00	0.00	0.00
CO		4,000,000.00	0.00	4,000,000.00	4,000,000.00	0.00	0.00	0.00	4,000,000.00	0.00	0.00	0.00	0.00	0.00	0.00	0.00	0.00	0.00	0.00	4,000,000.00	0.00	0.00	0.00
II. Automatic Appropriations		7,996,000.00	0.00	7,996,000.00	7,996,000.00	0.00	0.00	0.00	7,996,000.00	2,298,100.58	1,826,447.68	3,334,631.73	0.00	7,459,179.99	1,526,110.49	2,598,437.77	2,559,380.85	0.00	6,683,929.11	0.00	536,820.01	775,260.88	0.00
Specific Budgets of National Government Agencies		7,996,000.00	0.00	7,996,000.00	7,996,000.00	0.00	0.00	0.00	7,996,000.00	2,298,100.58	1,826,447.68	3,334,631.73	0.00	7,459,179.99	1,526,110.49	2,598,437.77	2,559,380.85	0.00	6,683,929.11	0.00	536,820.01	775,260.88	0.00

This report was generated using the Unified Reporting System on October 27, 2023 11:14 AM. Status : SUBMITTED

Department : Department of Information and Communications Technology
 Agency/Entity : National Privacy Commission
 Operating Unit : < not applicable >
 Organization Code (UACS) : 37 003 0000000
 Fund Cluster : 01 - Regular Agency Fund
 (e.g. UACS Fund Cluster: 01-Regular Agency Fund, 02-Foreign Assisted Projects Fund, 03-Special Account-Locally Funded/Domestic Grants Fund, and 04-Special Account-Foreign Assisted/Foreign Grants Fund)


X	Current Year Appropriations
	Supplemental Appropriations
	Continuing Appropriations


Particulars	UACS CODE	Appropriations					Allotments		Current Year Obligations					Current Year Disbursements					Balances				
		Authorized Appropriations	Adjustments (Transfer To/From, Modifications/Augmentations)	Adjusted Appropriations	Allotments Received	Adjustments (Reductions, Modifications/Augmentations)	Transfer To	Transfer From	Adjusted Allotments	1st Quarter Ending March 31	2nd Quarter Ending June 30	3rd Quarter Ending September 30	4th Quarter Ending December 31	Total	1st Quarter Ending March 31	2nd Quarter Ending June 30	3rd Quarter Ending September 30	4th Quarter Ending December 31	Total	Unreleased Appropriations	Unobligated Allotments	Unpaid Obligations (15-20)=(23+24)	
																						Due and Demandable	Not Yet Due and Demandable
Retirement and Life Insurance Premiums		7,996,000.00	0.00	7,996,000.00	7,996,000.00	0.00	0.00	7,996,000.00	2,298,100.58	1,826,447.68	3,334,631.73	0.00	7,459,179.99	1,526,110.49	2,598,437.77	2,559,380.85	0.00	6,683,929.11	0.00	536,820.01	775,250.88	0.00	
PS		7,996,000.00	0.00	7,996,000.00	7,996,000.00	0.00	0.00	7,996,000.00	2,298,100.58	1,826,447.68	3,334,631.73	0.00	7,459,179.99	1,526,110.49	2,598,437.77	2,559,380.85	0.00	6,683,929.11	0.00	536,820.01	775,250.88	0.00	
Sub-total II. Automatic Appropriations		7,996,000.00	0.00	7,996,000.00	7,996,000.00	0.00	0.00	7,996,000.00	2,298,100.58	1,826,447.68	3,334,631.73	0.00	7,459,179.99	1,526,110.49	2,598,437.77	2,559,380.85	0.00	6,683,929.11	0.00	536,820.01	775,250.88	0.00	
PS		7,996,000.00	0.00	7,996,000.00	7,996,000.00	0.00	0.00	7,996,000.00	2,298,100.58	1,826,447.68	3,334,631.73	0.00	7,459,179.99	1,526,110.49	2,598,437.77	2,559,380.85	0.00	6,683,929.11	0.00	536,820.01	775,250.88	0.00	
MOOE		0.00	0.00	0.00	0.00	0.00	0.00	0.00	0.00	0.00	0.00	0.00	0.00	0.00	0.00	0.00	0.00	0.00	0.00	0.00	0.00	0.00	0.00
FinEx		0.00	0.00	0.00	0.00	0.00	0.00	0.00	0.00	0.00	0.00	0.00	0.00	0.00	0.00	0.00	0.00	0.00	0.00	0.00	0.00	0.00	0.00
CO		0.00	0.00	0.00	0.00	0.00	0.00	0.00	0.00	0.00	0.00	0.00	0.00	0.00	0.00	0.00	0.00	0.00	0.00	0.00	0.00	0.00	0.00
III. Special Purpose Fund		0.00	25,741,729.00	25,741,729.00	0.00	25,741,729.00	0.00	0.00	25,741,729.00	18,659,159.40	600,228.68	6,482,339.32	0.00	25,741,727.40	15,427,500.62	3,831,887.46	6,184,601.45	0.00	25,443,989.53	0.00	1.60	297,737.87	0.00
Miscellaneous Personnel Benefits Fund		0.00	24,117,082.00	24,117,082.00	0.00	24,117,082.00	0.00	0.00	24,117,082.00	18,479,939.40	437,632.68	5,199,508.32	0.00	24,117,080.40	15,248,280.62	3,669,291.46	4,901,770.45	0.00	23,819,342.53	0.00	1.60	297,737.87	0.00
PS		0.00	24,117,082.00	24,117,082.00	0.00	24,117,082.00	0.00	0.00	24,117,082.00	18,479,939.40	437,632.68	5,199,508.32	0.00	24,117,080.40	15,248,280.62	3,669,291.46	4,901,770.45	0.00	23,819,342.53	0.00	1.60	297,737.87	0.00
Pension and Gratuity Fund		0.00	1,624,647.00	1,624,647.00	0.00	1,624,647.00	0.00	0.00	1,624,647.00	179,220.00	162,596.00	1,282,831.00	0.00	1,624,647.00	179,220.00	162,596.00	1,282,831.00	0.00	1,624,647.00	0.00	0.00	0.00	0.00
PS		0.00	1,624,647.00	1,624,647.00	0.00	1,624,647.00	0.00	0.00	1,624,647.00	179,220.00	162,596.00	1,282,831.00	0.00	1,624,647.00	179,220.00	162,596.00	1,282,831.00	0.00	1,624,647.00	0.00	0.00	0.00	0.00
Sub-Total III. Special Purpose Fund		0.00	25,741,729.00	25,741,729.00	0.00	25,741,729.00	0.00	0.00	25,741,729.00	18,659,159.40	600,228.68	6,482,339.32	0.00	25,741,727.40	15,427,500.62	3,831,887.46	6,184,601.45	0.00	25,443,989.53	0.00	1.60	297,737.87	0.00
PS		0.00	25,741,729.00	25,741,729.00	0.00	25,741,729.00	0.00	0.00	25,741,729.00	18,659,159.40	600,228.68	6,482,339.32	0.00	25,741,727.40	15,427,500.62	3,831,887.46	6,184,601.45	0.00	25,443,989.53	0.00	1.60	297,737.87	0.00
MOOE		0.00	0.00	0.00	0.00	0.00	0.00	0.00	0.00	0.00	0.00	0.00	0.00	0.00	0.00	0.00	0.00	0.00	0.00	0.00	0.00	0.00	0.00
FinEx		0.00	0.00	0.00	0.00	0.00	0.00	0.00	0.00	0.00	0.00	0.00	0.00	0.00	0.00	0.00	0.00	0.00	0.00	0.00	0.00	0.00	0.00
CO		0.00	0.00	0.00	0.00	0.00	0.00	0.00	0.00	0.00	0.00	0.00	0.00	0.00	0.00	0.00	0.00	0.00	0.00	0.00	0.00	0.00	0.00
IV. Reversion of the Unobligated Allotments charged against R.A. Nos. 11465 and 11494		0.00	0.00	0.00	0.00	0.00	0.00	0.00	0.00	0.00	0.00	0.00	0.00	0.00	0.00	0.00	0.00	0.00	0.00	0.00	0.00	0.00	0.00
GRAND TOTAL		228,175,000.00	28,741,729.00	253,916,729.00	228,175,000.00	28,741,729.00	0.00	0.00	253,916,729.00	90,764,712.26	64,144,057.72	64,679,535.44	0.00	199,688,306.41	87,180,064.74	61,359,192.79	64,403,796.62	0.00	182,943,054.35	0.00	54,328,423.69	8,413,823.99	8,231,727.07
PS		96,856,000.00	25,741,729.00	122,597,729.00	96,856,000.00	25,741,729.00	0.00	0.00	122,597,729.00	43,319,939.04	33,880,019.85	31,713,932.87	0.00	108,923,891.56	38,904,790.60	37,914,337.80	30,840,713.58	0.00	107,659,841.98	0.00	13,673,837.44	1,264,049.58	0.00
MOOE		127,319,000.00	0.00	127,319,000.00	127,319,000.00	0.00	0.00	127,319,000.00	47,444,773.41	20,254,037.87	22,965,602.57	0.00	90,664,413.85	18,275,274.14	23,444,854.99	33,563,083.24	0.00	75,283,212.37	0.00	36,854,586.15	7,149,474.41	8,231,727.07	
CO		4,000,000.00	0.00	4,000,000.00	4,000,000.00	0.00	0.00	4,000,000.00	0.00	0.00	0.00	0.00	0.00	0.00	0.00	0.00	0.00	0.00	0.00	4,000,000.00	0.00	0.00	
Recapitulation by OO:																							
I. Agency Specific Budget		108,196,000.00	0.00	108,196,000.00	108,196,000.00	0.00	0.00	108,196,000.00	30,336,881.18	28,680,193.81	22,559,601.74	0.00	81,576,676.73	21,284,772.04	32,139,826.87	26,482,107.77	0.00	79,906,706.68	0.00	26,619,323.27	347,042.85	1,322,927.20	
REGULATORY AND ENFORCEMENT PROGRAM		108,196,000.00	0.00	108,196,000.00	108,196,000.00	0.00	0.00	108,196,000.00	30,336,881.18	28,680,193.81	22,559,601.74	0.00	81,576,676.73	21,284,772.04	32,139,826.87	26,482,107.77	0.00	79,906,706.68	0.00	26,619,323.27	347,042.85	1,322,927.20	

Certified Correct:

 CAMILLE JOY A. MAPALO
 ADMINISTRATIVE OFFICER IV
 Date: October 17, 2023 06:27 PM

Certified Correct:

 JOHANNA ARA LYN CUEVAS
 ACCOUNTANT II
 Date: October 17, 2023 06:27 PM

Recommending Approval By:

 ATTY. MANUEL C. ALZONA
 DIRECTOR IV, REG
 Date: October 17, 2023 06:29 PM

Approved By:

 ATTY. MANUEL C. ALZONA
 Executive Director IV
 Date: October 27, 2023 11:14 AM

STATEMENT OF APPROPRIATIONS, ALLOTMENTS, OBLIGATIONS, DISBURSEMENTS AND BALANCES
As at the Quarter Ending September 30, 2023

Department : Department of Information and Communications Technology
 Agency/Entity : National Privacy Commission
 Operating Unit : < not applicable >
 Organization Code (UACS) : 37 003 0000000
 Fund Cluster : 01 - Regular Agency Fund
 (e.g. UACS Fund Cluster: 01-Regular Agency Fund, 02-Foreign Assisted Projects Fund, 03-Special Account-Locally Funded/Domestic Grants Fund, and 04-Special Account-Foreign Assisted/Foreign Grants Fund)

X	Current Year Appropriations
	Supplemental Appropriations
	Continuing Appropriations


Particulars	UACS CODE	Appropriations		Allotments						Current Year Obligations					Current Year Disbursements				Balances						
		Authorized Appropriations	Adjustments (Transfer To/From, Modifications/Augmentations)	Adjusted Appropriations	Allotments Received	Adjustments (Reductions, Modifications/Augmentations)	Transfer To	Transfer From	Adjusted Allotments	1st Quarter Ending March 31	2nd Quarter Ending June 30	3rd Quarter Ending September 30	4th Quarter Ending December 31	Total	1st Quarter Ending March 31	2nd Quarter Ending June 30	3rd Quarter Ending September 30	4th Quarter Ending December 31	Total	Unreleased Appropriations	Unobligated Allotments	Unpaid Obligations (15-20)=(23+24)			
																						Due and Demandable	Not Yet Due and Demandable		
I. Agency Specific Budget		220,179,000.00	0.00	220,179,000.00	220,179,000.00	0.00	0.00	0.00	0.00	220,179,000.00	69,807,452.27	51,717,381.36	44,862,564.39	0.00	166,387,398.02	40,226,453.63	54,928,867.56	55,659,814.52	0.00	160,815,135.71	0.00	53,791,601.98	7,340,535.24	8,231,727.07	
General Administration and Support	1000000000000000	111,983,000.00	0.00	111,983,000.00	111,983,000.00	0.00	0.00	0.00	0.00	111,983,000.00	39,470,571.09	23,037,187.55	22,302,962.65	0.00	84,810,721.29	18,941,681.59	22,789,040.69	29,177,706.75	0.00	70,908,429.03	0.00	27,172,278.71	6,993,492.39	6,908,799.87	
General Management and Supervision	100000100001000	111,983,000.00	0.00	111,983,000.00	111,983,000.00	0.00	0.00	0.00	0.00	111,983,000.00	39,470,571.09	23,037,187.55	22,302,962.65	0.00	84,810,721.29	18,941,681.59	22,789,040.69	29,177,706.75	0.00	70,908,429.03	0.00	27,172,278.71	6,993,492.39	6,908,799.87	
PS		47,325,000.00	0.00	47,325,000.00	47,325,000.00	0.00	0.00	0.00	0.00	47,325,000.00	11,233,476.00	14,327,353.30	10,094,948.70	0.00	35,655,778.00	11,079,351.56	14,435,489.74	10,108,246.30	0.00	35,623,087.60	0.00	11,669,222.00	32,690.40	0.00	
MOOE		64,658,000.00	0.00	64,658,000.00	64,658,000.00	0.00	0.00	0.00	0.00	64,658,000.00	28,237,095.09	8,709,834.25	12,208,013.95	0.00	49,154,943.29	7,862,330.03	8,353,550.95	19,069,460.45	0.00	35,285,341.43	0.00	15,503,056.71	6,960,801.99	6,908,799.87	
Sub-Total, General Administration and Support		111,983,000.00	0.00	111,983,000.00	111,983,000.00	0.00	0.00	0.00	0.00	111,983,000.00	39,470,571.09	23,037,187.55	22,302,962.65	0.00	84,810,721.29	18,941,681.59	22,789,040.69	29,177,706.75	0.00	70,908,429.03	0.00	27,172,278.71	6,993,492.39	6,908,799.87	
PS		47,325,000.00	0.00	47,325,000.00	47,325,000.00	0.00	0.00	0.00	0.00	47,325,000.00	11,233,476.00	14,327,353.30	10,094,948.70	0.00	35,655,778.00	11,079,351.56	14,435,489.74	10,108,246.30	0.00	35,623,087.60	0.00	11,669,222.00	32,690.40	0.00	
MOOE		64,658,000.00	0.00	64,658,000.00	64,658,000.00	0.00	0.00	0.00	0.00	64,658,000.00	28,237,095.09	8,709,834.25	12,208,013.95	0.00	49,154,943.29	7,862,330.03	8,353,550.95	19,069,460.45	0.00	35,285,341.43	0.00	15,503,056.71	6,960,801.99	6,908,799.87	
FinEx (if Applicable)		0.00	0.00	0.00	0.00	0.00	0.00	0.00	0.00	0.00	0.00	0.00	0.00	0.00	0.00	0.00	0.00	0.00	0.00	0.00	0.00	0.00	0.00	0.00	0.00
CO		0.00	0.00	0.00	0.00	0.00	0.00	0.00	0.00	0.00	0.00	0.00	0.00	0.00	0.00	0.00	0.00	0.00	0.00	0.00	0.00	0.00	0.00	0.00	0.00
Operations	3000000000000000	108,196,000.00	0.00	108,196,000.00	108,196,000.00	0.00	0.00	0.00	0.00	108,196,000.00	30,336,881.18	28,680,193.81	22,559,601.74	0.00	81,576,676.73	21,284,772.04	32,139,826.87	26,482,107.77	0.00	79,906,706.68	0.00	26,619,323.27	347,042.85	1,322,927.20	
OO Privacy and data security in information and communication systems supported and enhanced REGULATORY AND ENFORCEMENT PROGRAM		108,196,000.00	0.00	108,196,000.00	108,196,000.00	0.00	0.00	0.00	0.00	108,196,000.00	30,336,881.18	28,680,193.81	22,559,601.74	0.00	81,576,676.73	21,284,772.04	32,139,826.87	26,482,107.77	0.00	79,906,706.68	0.00	26,619,323.27	347,042.85	1,322,927.20	
Regulation and Enforcement of Privacy and Data Security in Information and Communication Systems	310100100001000	108,196,000.00	0.00	108,196,000.00	108,196,000.00	0.00	0.00	0.00	0.00	108,196,000.00	30,336,881.18	28,680,193.81	22,559,601.74	0.00	81,576,676.73	21,284,772.04	32,139,826.87	26,482,107.77	0.00	79,906,706.68	0.00	26,619,323.27	347,042.85	1,322,927.20	
PS		41,535,000.00	0.00	41,535,000.00	41,535,000.00	0.00	0.00	0.00	0.00	41,535,000.00	11,129,202.86	17,135,990.19	11,802,013.12	0.00	40,067,206.17	10,871,827.93	17,048,522.83	11,988,484.98	0.00	39,908,835.74	0.00	1,467,793.83	158,370.43	0.00	
MOOE		62,661,000.00	0.00	62,661,000.00	62,661,000.00	0.00	0.00	0.00	0.00	62,661,000.00	19,207,678.32	11,544,203.62	10,757,588.62	0.00	41,509,470.56	10,412,944.11	15,091,304.04	14,493,622.79	0.00	39,997,870.94	0.00	21,151,529.44	188,672.42	1,322,927.20	
CO		4,000,000.00	0.00	4,000,000.00	4,000,000.00	0.00	0.00	0.00	0.00	4,000,000.00	0.00	0.00	0.00	0.00	0.00	0.00	0.00	0.00	0.00	0.00	0.00	4,000,000.00	0.00	0.00	
Sub-Total, Operations		108,196,000.00	0.00	108,196,000.00	108,196,000.00	0.00	0.00	0.00	0.00	108,196,000.00	30,336,881.18	28,680,193.81	22,559,601.74	0.00	81,576,676.73	21,284,772.04	32,139,826.87	26,482,107.77	0.00	79,906,706.68	0.00	26,619,323.27	347,042.85	1,322,927.20	
PS		41,535,000.00	0.00	41,535,000.00	41,535,000.00	0.00	0.00	0.00	0.00	41,535,000.00	11,129,202.86	17,135,990.19	11,802,013.12	0.00	40,067,206.17	10,871,827.93	17,048,522.83	11,988,484.98	0.00	39,908,835.74	0.00	1,467,793.83	158,370.43	0.00	
MOOE		62,661,000.00	0.00	62,661,000.00	62,661,000.00	0.00	0.00	0.00	0.00	62,661,000.00	19,207,678.32	11,544,203.62	10,757,588.62	0.00	41,509,470.56	10,412,944.11	15,091,304.04	14,493,622.79	0.00	39,997,870.94	0.00	21,151,529.44	188,672.42	1,322,927.20	
FinEx (if Applicable)		0.00	0.00	0.00	0.00	0.00	0.00	0.00	0.00	0.00	0.00	0.00	0.00	0.00	0.00	0.00	0.00	0.00	0.00	0.00	0.00	0.00	0.00	0.00	0.00
CO		4,000,000.00	0.00	4,000,000.00	4,000,000.00	0.00	0.00	0.00	0.00	4,000,000.00	0.00	0.00	0.00	0.00	0.00	0.00	0.00	0.00	0.00	0.00	0.00	4,000,000.00	0.00	0.00	
Sub-Total, I. Agency Specific Budget		220,179,000.00	0.00	220,179,000.00	220,179,000.00	0.00	0.00	0.00	0.00	220,179,000.00	69,807,452.27	51,717,381.36	44,862,564.39	0.00	166,387,398.02	40,226,453.63	54,928,867.56	55,659,814.52	0.00	160,815,135.71	0.00	53,791,601.98	7,340,535.24	8,231,727.07	
PS		88,860,000.00	0.00	88,860,000.00	88,860,000.00	0.00	0.00	0.00	0.00	88,860,000.00	22,362,678.96	31,463,343.49	21,896,961.82	0.00	75,722,984.17	21,951,179.49	31,484,012.57	22,096,731.28	0.00	75,283,212.37	0.00	36,654,586.15	7,149,474.41	6,231,727.07	
MOOE		127,319,000.00	0.00	127,319,000.00	127,319,000.00	0.00	0.00	0.00	0.00	127,319,000.00	47,444,773.41	20,254,037.87	22,965,602.57	0.00	90,664,413.85	18,275,274.14	23,444,854.99	33,563,083.24	0.00	75,531,923.34	0.00	13,137,015.83	191,060.83	0.00	
FinEx (if Applicable)		0.00	0.00	0.00	0.00	0.00	0.00	0.00	0.00	0.00	0.00	0.00	0.00	0.00	0.00	0.00	0.00	0.00	0.00	0.00	0.00	0.00	0.00	0.00	0.00
CO		4,000,000.00	0.00	4,000,000.00	4,000,000.00	0.00	0.00	0.00	0.00	4,000,000.00	0.00	0.00	0.00	0.00	0.00	0.00	0.00	0.00	0.00	0.00	0.00	4,000,000.00	0.00	0.00	
II. Automatic Appropriations		7,996,000.00	0.00	7,996,000.00	7,996,000.00	0.00	0.00	0.00	0.00	7,996,000.00	2,298,100.58	1,826,447.68	3,334,631.73	0.00	7,459,179.99	1,526,110.49	2,598,437.77	2,559,380.85	0.00	6,883,929.11	0.00	536,620.01	775,250.88	0.00	
Specific Budgets of National Government Agencies		7,996,000.00	0.00	7,996,000.00	7,996,000.00	0.00	0.00	0.00	0.00	7,996,000.00	2,298,100.58	1,826,447.68	3,334,631.73	0.00	7,459,179.99	1,526,110.49	2,598,437.77	2,559,380.85	0.00	6,883,929.11	0.00	536,620.01	775,250.88	0.00	


Department : Department of Information and Communications Technology
 Agency/Entity : National Privacy Commission
 Operating Unit : < not applicable >
 Organization Code (UACS) : 37 003 0000000
 Fund Cluster : 01 - Regular Agency Fund


X	Current Year Appropriations
	Supplemental Appropriations
	Continuing Appropriations


(e.g. UACS Fund Cluster: 01-Regular Agency Fund, 02-Foreign Assisted Projects Fund, 03-Special Account-Locally Funded/Domestic Grants Fund, and 04-Special Account-Foreign Assisted/Foreign Grants Fund)

Particulars	UACS CODE	Appropriations					Allotments		Current Year Obligations					Current Year Disbursements					Balances				
		Authorized Appropriations	Adjustments (Transfer To/From, Modifications/Augmentations)	Adjusted Appropriations	Allotments Received	Adjustments (Reductions, Modifications/Augmentations)	Transfer To	Transfer From	Adjusted Allotments	1st Quarter Ending March 31	2nd Quarter Ending June 30	3rd Quarter Ending September 30	4th Quarter Ending December 31	Total	1st Quarter Ending March 31	2nd Quarter Ending June 30	3rd Quarter Ending September 30	4th Quarter Ending December 31	Total	Unreleased Appropriations	Unobligated Allotments	Unpaid Obligations (15-20)=(23+24)	
																						Due and Demandable	Not Yet Due and Demandable
Retirement and Life Insurance Premiums		7,996,000.00	0.00	7,996,000.00	7,996,000.00	0.00	0.00	7,996,000.00	2,298,100.58	1,826,447.68	3,334,631.73	0.00	7,459,179.99	1,526,110.49	2,598,437.77	2,559,380.85	0.00	6,683,929.11	0.00	536,820.01	775,250.88	0.00	
PS		7,996,000.00	0.00	7,996,000.00	7,996,000.00	0.00	0.00	7,996,000.00	2,298,100.58	1,826,447.68	3,334,631.73	0.00	7,459,179.99	1,526,110.49	2,598,437.77	2,559,380.85	0.00	6,683,929.11	0.00	536,820.01	775,250.88	0.00	
Sub-total II. Automatic Appropriations		7,996,000.00	0.00	7,996,000.00	7,996,000.00	0.00	0.00	7,996,000.00	2,298,100.58	1,826,447.68	3,334,631.73	0.00	7,459,179.99	1,526,110.49	2,598,437.77	2,559,380.85	0.00	6,683,929.11	0.00	536,820.01	775,250.88	0.00	
PS		7,996,000.00	0.00	7,996,000.00	7,996,000.00	0.00	0.00	7,996,000.00	2,298,100.58	1,826,447.68	3,334,631.73	0.00	7,459,179.99	1,526,110.49	2,598,437.77	2,559,380.85	0.00	6,683,929.11	0.00	536,820.01	775,250.88	0.00	
MOOE		0.00	0.00	0.00	0.00	0.00	0.00	0.00	0.00	0.00	0.00	0.00	0.00	0.00	0.00	0.00	0.00	0.00	0.00	0.00	0.00	0.00	0.00
FinEx		0.00	0.00	0.00	0.00	0.00	0.00	0.00	0.00	0.00	0.00	0.00	0.00	0.00	0.00	0.00	0.00	0.00	0.00	0.00	0.00	0.00	0.00
CO		0.00	0.00	0.00	0.00	0.00	0.00	0.00	0.00	0.00	0.00	0.00	0.00	0.00	0.00	0.00	0.00	0.00	0.00	0.00	0.00	0.00	0.00
III. Special Purpose Fund		0.00	25,741,729.00	25,741,729.00	0.00	25,741,729.00	0.00	0.00	25,741,729.00	18,659,169.40	600,228.68	6,482,339.32	0.00	25,741,727.40	15,427,500.62	3,831,887.46	6,184,601.45	0.00	25,443,989.53	0.00	1.60	297,737.87	0.00
Miscellaneous Personnel Benefits Fund		0.00	24,117,082.00	24,117,082.00	0.00	24,117,082.00	0.00	0.00	24,117,082.00	18,479,939.40	437,632.68	5,199,508.32	0.00	24,117,080.40	15,248,280.62	3,669,291.46	4,901,770.45	0.00	23,819,342.53	0.00	1.60	297,737.87	0.00
PS		0.00	24,117,082.00	24,117,082.00	0.00	24,117,082.00	0.00	0.00	24,117,082.00	18,479,939.40	437,632.68	5,199,508.32	0.00	24,117,080.40	15,248,280.62	3,669,291.46	4,901,770.45	0.00	23,819,342.53	0.00	1.60	297,737.87	0.00
Pension and Gratuity Fund		0.00	1,624,647.00	1,624,647.00	0.00	1,624,647.00	0.00	0.00	1,624,647.00	179,220.00	162,596.00	1,282,831.00	0.00	1,624,647.00	179,220.00	162,596.00	1,282,831.00	0.00	1,624,647.00	0.00	0.00	0.00	0.00
PS		0.00	1,624,647.00	1,624,647.00	0.00	1,624,647.00	0.00	0.00	1,624,647.00	179,220.00	162,596.00	1,282,831.00	0.00	1,624,647.00	179,220.00	162,596.00	1,282,831.00	0.00	1,624,647.00	0.00	0.00	0.00	0.00
Sub-Total III. Special Purpose Fund		0.00	25,741,729.00	25,741,729.00	0.00	25,741,729.00	0.00	0.00	25,741,729.00	18,659,169.40	600,228.68	6,482,339.32	0.00	25,741,727.40	15,427,500.62	3,831,887.46	6,184,601.45	0.00	25,443,989.53	0.00	1.60	297,737.87	0.00
PS		0.00	25,741,729.00	25,741,729.00	0.00	25,741,729.00	0.00	0.00	25,741,729.00	18,659,169.40	600,228.68	6,482,339.32	0.00	25,741,727.40	15,427,500.62	3,831,887.46	6,184,601.45	0.00	25,443,989.53	0.00	1.60	297,737.87	0.00
MOOE		0.00	0.00	0.00	0.00	0.00	0.00	0.00	0.00	0.00	0.00	0.00	0.00	0.00	0.00	0.00	0.00	0.00	0.00	0.00	0.00	0.00	0.00
FinEx		0.00	0.00	0.00	0.00	0.00	0.00	0.00	0.00	0.00	0.00	0.00	0.00	0.00	0.00	0.00	0.00	0.00	0.00	0.00	0.00	0.00	0.00
CO		0.00	0.00	0.00	0.00	0.00	0.00	0.00	0.00	0.00	0.00	0.00	0.00	0.00	0.00	0.00	0.00	0.00	0.00	0.00	0.00	0.00	0.00
IV. Reversion of the Unobligated Allotments charged against R.A. Nos. 11465 and 11494		0.00	0.00	0.00	0.00	0.00	0.00	0.00	0.00	0.00	0.00	0.00	0.00	0.00	0.00	0.00	0.00	0.00	0.00	0.00	0.00	0.00	0.00
GRAND TOTAL		228,176,000.00	25,741,729.00	253,917,729.00	228,176,000.00	25,741,729.00	0.00	0.00	253,917,729.00	90,764,712.26	64,144,067.72	54,679,635.44	0.00	199,688,305.41	57,180,064.74	61,359,192.79	64,403,796.82	0.00	182,945,054.35	0.00	54,328,423.69	8,413,623.99	8,231,727.07
PS		96,856,000.00	25,741,729.00	122,597,729.00	96,856,000.00	25,741,729.00	0.00	0.00	122,597,729.00	43,319,938.84	33,890,019.85	31,713,932.67	0.00	108,923,891.56	38,904,790.60	37,914,337.80	30,840,713.58	0.00	107,659,841.98	0.00	13,673,637.44	1,264,049.58	0.00
MOOE		127,319,000.00	0.00	127,319,000.00	127,319,000.00	0.00	0.00	127,319,000.00	47,444,773.41	20,254,037.87	22,965,602.57	0.00	90,664,413.85	18,275,274.14	23,444,854.99	33,563,083.24	0.00	75,283,212.37	0.00	36,654,586.15	7,149,474.41	8,231,727.07	
CO		4,000,000.00	0.00	4,000,000.00	4,000,000.00	0.00	0.00	4,000,000.00	0.00	0.00	0.00	0.00	0.00	0.00	0.00	0.00	0.00	0.00	0.00	4,000,000.00	0.00	0.00	
Recapitulation by OO:																							
Agency Specific Budget		108,196,000.00	0.00	108,196,000.00	108,196,000.00	0.00	0.00	108,196,000.00	30,336,881.18	28,680,193.81	22,559,601.74	0.00	81,576,676.73	21,284,772.04	32,139,826.87	26,482,107.77	0.00	79,906,706.68	0.00	26,619,323.27	347,042.85	1,322,927.20	
REGULATORY AND ENFORCEMENT PROGRAM		108,196,000.00	0.00	108,196,000.00	108,196,000.00	0.00	0.00	108,196,000.00	30,336,881.18	28,680,193.81	22,559,601.74	0.00	81,576,676.73	21,284,772.04	32,139,826.87	26,482,107.77	0.00	79,906,706.68	0.00	26,619,323.27	347,042.85	1,322,927.20	

Certified Correct:

 CAMILLE JOY A. MAPA
 ADMINISTRATIVE OFFICER IV
 Date: October 17, 2023 06:27 PM

Certified Correct:

 JOHANA GARCIA GOMEZ
 ACCOUNTANT II
 Date: October 17, 2023 06:27 PM

Recommending Approval By:

 ATTY. MANUEL C. SINITO
 DIRECTOR IV, FAO
 Date: October 17, 2023 06:29 PM

Approved By:

 ATTY. IVAN RONALD B.M. ALZON
 Executive Director IV
 Date: October 27, 2023 11:14 AM

STATEMENT OF APPROPRIATIONS, ALLOTMENTS, OBLIGATIONS, DISBURSEMENTS AND BALANCES
As at the Quarter Ending September 30, 2023

Department : Department of Information and Communications Technology
 Agency/Entity : National Privacy Commission
 Operating Unit : < not applicable >
 Organization Code (UACS) : 37 003 0000000
 Fund Cluster : 01 - Regular Agency Fund

X	Current Year Appropriations
	Supplemental Appropriations
	Continuing Appropriations

(e.g. UACS Fund Cluster: 01-Regular Agency Fund, 02-Foreign Assisted Projects Fund, 03-Special Account-Locally Funded/Domestic Grants Fund, and 04-Special Account-Foreign Assisted/Foreign Grants Fund)

Particulars	UACS CODE	Authorized Appropriations	Appropriations Adjustments (Transfer To/From, Modifications/Augmentations)	Adjusted Appropriations	Allotments Received	Adjustments (Reductions, Modifications/Augmentations)	Allotments		Current Year Obligations					Total	Current Year Disbursements				Balances				
							Transfer To	Transfer From	Adjusted Allotments	1st Quarter Ending March 31	2nd Quarter Ending June 30	3rd Quarter Ending September 30	4th Quarter Ending December 31		1st Quarter Ending March 31	2nd Quarter Ending June 30	3rd Quarter Ending September 30	4th Quarter Ending December 31	Total	Unreleased Appropriations	Unobligated Allotments	Unpaid Obligations (15-20)=(23+24)	
							8	9	10=[6+]-[7]-[8]+[9]	11	12	13	14		15=(11+12+13+14)	16	17	18	19	20=(16+17+18+19)	21	22	Due and Demandable
1	2	3	4	5=(3+4)	6	7	8	9	10=[6+]-[7]-[8]+[9]	11	12	13	14	15=(11+12+13+14)	16	17	18	19	20=(16+17+18+19)	21	22	23	24
I. Agency Specific Budget		220,179,000.00	0.00	220,179,000.00	220,179,000.00	0.00	0.00	0.00	220,179,000.00	69,807,452.27	51,717,381.36	44,862,564.39	0.00	166,387,398.02	40,226,453.63	54,928,867.56	55,659,814.52	0.00	150,815,135.71	0.00	53,791,601.98	7,340,535.24	8,231,727.07
General Administration and Support	1000000000000000	111,983,000.00	0.00	111,983,000.00	111,983,000.00	0.00	0.00	0.00	111,983,000.00	39,470,571.09	23,037,187.55	22,302,962.65	0.00	84,810,721.29	18,941,681.59	22,789,040.69	29,177,706.75	0.00	70,908,429.03	0.00	27,172,278.71	6,993,492.39	6,908,799.87
General Management and Supervision	100000100001000	111,983,000.00	0.00	111,983,000.00	111,983,000.00	0.00	0.00	0.00	111,983,000.00	39,470,571.09	23,037,187.55	22,302,962.65	0.00	84,810,721.29	18,941,681.59	22,789,040.69	29,177,706.75	0.00	70,908,429.03	0.00	27,172,278.71	6,993,492.39	6,908,799.87
PS		47,325,000.00	0.00	47,325,000.00	47,325,000.00	0.00	0.00	0.00	47,325,000.00	11,233,476.00	14,327,353.30	10,994,948.70	0.00	35,655,778.00	11,079,351.56	14,435,489.74	10,108,246.30	0.00	35,623,087.60	0.00	11,669,222.00	32,690.40	0.00
MOOE		64,658,000.00	0.00	64,658,000.00	64,658,000.00	0.00	0.00	0.00	64,658,000.00	28,237,095.09	8,709,834.25	12,208,013.95	0.00	49,154,943.29	7,862,330.03	8,353,550.95	19,069,460.45	0.00	35,285,341.43	0.00	15,503,056.71	6,960,801.99	6,908,799.87
Sub-Total, General Administration and Support		111,983,000.00	0.00	111,983,000.00	111,983,000.00	0.00	0.00	0.00	111,983,000.00	39,470,571.09	23,037,187.55	22,302,962.65	0.00	84,810,721.29	18,941,681.59	22,789,040.69	29,177,706.75	0.00	70,908,429.03	0.00	27,172,278.71	6,993,492.39	6,908,799.87
PS		47,325,000.00	0.00	47,325,000.00	47,325,000.00	0.00	0.00	0.00	47,325,000.00	11,233,476.00	14,327,353.30	10,994,948.70	0.00	35,655,778.00	11,079,351.56	14,435,489.74	10,108,246.30	0.00	35,623,087.60	0.00	11,669,222.00	32,690.40	0.00
MOOE		64,658,000.00	0.00	64,658,000.00	64,658,000.00	0.00	0.00	0.00	64,658,000.00	28,237,095.09	8,709,834.25	12,208,013.95	0.00	49,154,943.29	7,862,330.03	8,353,550.95	19,069,460.45	0.00	35,285,341.43	0.00	15,503,056.71	6,960,801.99	6,908,799.87
FinEx (if Applicable)		0.00	0.00	0.00	0.00	0.00	0.00	0.00	0.00	0.00	0.00	0.00	0.00	0.00	0.00	0.00	0.00	0.00	0.00	0.00	0.00	0.00	0.00
CO		0.00	0.00	0.00	0.00	0.00	0.00	0.00	0.00	0.00	0.00	0.00	0.00	0.00	0.00	0.00	0.00	0.00	0.00	0.00	0.00	0.00	0.00
Operations	3000000000000000	108,196,000.00	0.00	108,196,000.00	108,196,000.00	0.00	0.00	0.00	108,196,000.00	30,336,881.18	28,680,193.81	22,559,601.74	0.00	81,576,676.73	21,284,772.04	32,139,826.87	26,482,107.77	0.00	79,906,706.68	0.00	26,619,323.27	347,042.85	1,322,927.20
OO: Privacy and data security in information and communication systems supported and enhanced REGULATORY AND ENFORCEMENT PROGRAM		108,196,000.00	0.00	108,196,000.00	108,196,000.00	0.00	0.00	0.00	108,196,000.00	30,336,881.18	28,680,193.81	22,559,601.74	0.00	81,576,676.73	21,284,772.04	32,139,826.87	26,482,107.77	0.00	79,906,706.68	0.00	26,619,323.27	347,042.85	1,322,927.20
REGULATORY AND ENFORCEMENT PROGRAM		108,196,000.00	0.00	108,196,000.00	108,196,000.00	0.00	0.00	0.00	108,196,000.00	30,336,881.18	28,680,193.81	22,559,601.74	0.00	81,576,676.73	21,284,772.04	32,139,826.87	26,482,107.77	0.00	79,906,706.68	0.00	26,619,323.27	347,042.85	1,322,927.20
Regulation and Enforcement of Privacy and Data Security in Information and Communication Systems	310100100001000	108,196,000.00	0.00	108,196,000.00	108,196,000.00	0.00	0.00	0.00	108,196,000.00	30,336,881.18	28,680,193.81	22,559,601.74	0.00	81,576,676.73	21,284,772.04	32,139,826.87	26,482,107.77	0.00	79,906,706.68	0.00	26,619,323.27	347,042.85	1,322,927.20
PS		41,535,000.00	0.00	41,535,000.00	41,535,000.00	0.00	0.00	0.00	41,535,000.00	11,129,202.86	17,135,990.19	11,802,013.12	0.00	40,067,206.17	10,871,827.93	17,048,522.83	11,988,484.98	0.00	39,908,835.74	0.00	1,467,793.83	158,370.43	0.00
MOOE		62,661,000.00	0.00	62,661,000.00	62,661,000.00	0.00	0.00	0.00	62,661,000.00	19,207,678.32	11,544,203.62	10,757,588.62	0.00	41,509,470.56	10,412,944.11	15,091,304.04	14,493,622.79	0.00	21,151,529.44	0.00	188,872.42	1,322,927.20	
CO		4,000,000.00	0.00	4,000,000.00	4,000,000.00	0.00	0.00	0.00	4,000,000.00	0.00	0.00	0.00	0.00	0.00	0.00	0.00	0.00	0.00	0.00	0.00	4,000,000.00	0.00	0.00
Sub-Total, Operations		108,196,000.00	0.00	108,196,000.00	108,196,000.00	0.00	0.00	0.00	108,196,000.00	30,336,881.18	28,680,193.81	22,559,601.74	0.00	81,576,676.73	21,284,772.04	32,139,826.87	26,482,107.77	0.00	79,906,706.68	0.00	26,619,323.27	347,042.85	1,322,927.20
PS		41,535,000.00	0.00	41,535,000.00	41,535,000.00	0.00	0.00	0.00	41,535,000.00	11,129,202.86	17,135,990.19	11,802,013.12	0.00	40,067,206.17	10,871,827.93	17,048,522.83	11,988,484.98	0.00	39,908,835.74	0.00	1,467,793.83	158,370.43	0.00
MOOE		62,661,000.00	0.00	62,661,000.00	62,661,000.00	0.00	0.00	0.00	62,661,000.00	19,207,678.32	11,544,203.62	10,757,588.62	0.00	41,509,470.56	10,412,944.11	15,091,304.04	14,493,622.79	0.00	21,151,529.44	0.00	188,872.42	1,322,927.20	
FinEx (if Applicable)		0.00	0.00	0.00	0.00	0.00	0.00	0.00	0.00	0.00	0.00	0.00	0.00	0.00	0.00	0.00	0.00	0.00	0.00	0.00	0.00	0.00	0.00
CO		4,000,000.00	0.00	4,000,000.00	4,000,000.00	0.00	0.00	0.00	4,000,000.00	0.00	0.00	0.00	0.00	0.00	0.00	0.00	0.00	0.00	0.00	0.00	4,000,000.00	0.00	0.00
Sub-Total, I. Agency Specific Budget		220,179,000.00	0.00	220,179,000.00	220,179,000.00	0.00	0.00	0.00	220,179,000.00	69,807,452.27	51,717,381.36	44,862,564.39	0.00	166,387,398.02	40,226,453.63	54,928,867.56	55,659,814.52	0.00	150,815,135.71	0.00	53,791,601.98	7,340,535.24	8,231,727.07
PS		88,860,000.00	0.00	88,860,000.00	88,860,000.00	0.00	0.00	0.00	88,860,000.00	22,362,678.86	31,463,343.49	21,896,961.82	0.00	75,722,984.17	21,951,179.49	31,484,012.57	22,096,731.28	0.00	75,531,923.34	0.00	13,137,015.83	191,060.83	0.00
MOOE		127,319,000.00	0.00	127,319,000.00	127,319,000.00	0.00	0.00	0.00	127,319,000.00	47,444,773.41	20,254,037.87	22,965,602.57	0.00	90,664,413.85	18,275,274.14	23,444,854.99	33,563,083.24	0.00	75,283,212.37	0.00	36,654,586.15	7,149,474.41	8,231,727.07
FinEx (if Applicable)		0.00	0.00	0.00	0.00	0.00	0.00	0.00	0.00	0.00	0.00	0.00	0.00	0.00	0.00	0.00	0.00	0.00	0.00	0.00	0.00	0.00	0.00
CO		4,000,000.00	0.00	4,000,000.00	4,000,000.00	0.00	0.00	0.00	4,000,000.00	0.00	0.00	0.00	0.00	0.00	0.00	0.00	0.00	0.00	0.00	0.00	4,000,000.00	0.00	0.00
II. Automatic Appropriations		7,996,000.00	0.00	7,996,000.00	7,996,000.00	0.00	0.00	0.00	7,996,000.00	2,298,100.58	1,826,447.68	3,334,631.73	0.00	7,459,179.99	1,626,110.49	2,598,437.77	2,559,380.85	0.00	6,683,929.11	0.00	536,820.01	775,250.88	0.00
Specific Budgets of National Government Agencies		7,996,000.00	0.00	7,996,000.00	7,996,000.00	0.00	0.00	0.00	7,996,000.00	2,298,100.58	1,826,447.68	3,334,631.73	0.00	7,459,179.99	1,626,110.49	2,598,437.77	2,559,380.85	0.00	6,683,929.11	0.00	536,820.01	775,250.88	0.00


This report was generated using the Unified Reporting System on October 27, 2023 11:14 AM, Status : SUBMITTED


Department : Department of Information and Communications Technology
 Agency/Entity : National Privacy Commission
 Operating Unit : < not applicable >
 Organization Code (UACS) : 37 003 0000000
 Fund Cluster : 01 - Regular Agency Fund


Current Year Appropriations
 Supplemental Appropriations
 Continuing Appropriations


(e.g. UACS Fund Cluster: 01-Regular Agency Fund, 02-Foreign Assisted Projects Fund, 03-Special Account-Locally Funded/Domestic Grants Fund, and 04-Special Account-Foreign Assisted/Foreign Grants Fund)

Particulars	UACS CODE	Appropriations					Allotments		Current Year Obligations					Current Year Disbursements				Balances					
		Authorized Appropriations	Adjustments (Transfer To/From, Modifications/Augmentations)	Adjusted Appropriations	Allotments Received	Adjustments (Reductions, Modifications/Augmentations)	Transfer To	Transfer From	Adjusted Allotments	1st Quarter Ending March 31	2nd Quarter Ending June 30	3rd Quarter Ending September 30	4th Quarter Ending December 31	Total	1st Quarter Ending March 31	2nd Quarter Ending June 30	3rd Quarter Ending September 30	4th Quarter Ending December 31	Total	Unreleased Appropriations	Unobligated Allotments	Unpaid Obligations (15-20)=(23+24)	
																						Due and Demandable	Not Yet Due and Demandable
Retirement and Life Insurance Premiums		7,996,000.00	0.00	7,996,000.00	7,996,000.00	0.00	0.00	7,996,000.00	2,298,100.58	1,826,447.68	3,334,631.73	0.00	7,459,179.99	1,526,110.49	2,598,437.77	2,559,380.85	0.00	6,683,929.11	0.00	536,820.01	775,250.88	0.00	
PS		7,996,000.00	0.00	7,996,000.00	7,996,000.00	0.00	0.00	7,996,000.00	2,298,100.58	1,826,447.68	3,334,631.73	0.00	7,459,179.99	1,526,110.49	2,598,437.77	2,559,380.85	0.00	6,683,929.11	0.00	536,820.01	775,250.88	0.00	
Sub-total II. Automatic Appropriations		7,996,000.00	0.00	7,996,000.00	7,996,000.00	0.00	0.00	7,996,000.00	2,298,100.58	1,826,447.68	3,334,631.73	0.00	7,459,179.99	1,526,110.49	2,598,437.77	2,559,380.85	0.00	6,683,929.11	0.00	536,820.01	775,250.88	0.00	
PS		7,996,000.00	0.00	7,996,000.00	7,996,000.00	0.00	0.00	7,996,000.00	2,298,100.58	1,826,447.68	3,334,631.73	0.00	7,459,179.99	1,526,110.49	2,598,437.77	2,559,380.85	0.00	6,683,929.11	0.00	536,820.01	775,250.88	0.00	
MOOE		0.00	0.00	0.00	0.00	0.00	0.00	0.00	0.00	0.00	0.00	0.00	0.00	0.00	0.00	0.00	0.00	0.00	0.00	0.00	0.00	0.00	0.00
FinEx		0.00	0.00	0.00	0.00	0.00	0.00	0.00	0.00	0.00	0.00	0.00	0.00	0.00	0.00	0.00	0.00	0.00	0.00	0.00	0.00	0.00	0.00
CO		0.00	0.00	0.00	0.00	0.00	0.00	0.00	0.00	0.00	0.00	0.00	0.00	0.00	0.00	0.00	0.00	0.00	0.00	0.00	0.00	0.00	0.00
III. Special Purpose Fund		0.00	25,741,729.00	25,741,729.00	0.00	25,741,729.00	0.00	25,741,729.00	18,659,159.40	600,228.68	6,482,339.32	0.00	25,741,727.40	15,427,500.62	3,831,887.46	6,184,601.45	0.00	25,443,989.53	0.00	1.60	297,737.87	0.00	
Miscellaneous Personnel Benefits Fund		0.00	24,117,082.00	24,117,082.00	0.00	24,117,082.00	0.00	24,117,082.00	18,479,939.40	437,632.68	5,199,508.32	0.00	24,117,080.40	15,248,280.62	3,669,291.46	4,901,770.45	0.00	23,819,342.53	0.00	1.60	297,737.87	0.00	
PS		0.00	24,117,082.00	24,117,082.00	0.00	24,117,082.00	0.00	24,117,082.00	18,479,939.40	437,632.68	5,199,508.32	0.00	24,117,080.40	15,248,280.62	3,669,291.46	4,901,770.45	0.00	23,819,342.53	0.00	1.60	297,737.87	0.00	
Pension and Gratuity Fund		0.00	1,624,647.00	1,624,647.00	0.00	1,624,647.00	0.00	1,624,647.00	179,220.00	162,596.00	1,282,831.00	0.00	1,624,647.00	179,220.00	162,596.00	1,282,831.00	0.00	1,624,647.00	0.00	0.00	0.00	0.00	
PS		0.00	1,624,647.00	1,624,647.00	0.00	1,624,647.00	0.00	1,624,647.00	179,220.00	162,596.00	1,282,831.00	0.00	1,624,647.00	179,220.00	162,596.00	1,282,831.00	0.00	1,624,647.00	0.00	0.00	0.00	0.00	
Sub-Total III. Special Purpose Fund		0.00	25,741,729.00	25,741,729.00	0.00	25,741,729.00	0.00	25,741,729.00	18,659,159.40	600,228.68	6,482,339.32	0.00	25,741,727.40	15,427,500.62	3,831,887.46	6,184,601.45	0.00	25,443,989.53	0.00	1.60	297,737.87	0.00	
PS		0.00	25,741,729.00	25,741,729.00	0.00	25,741,729.00	0.00	25,741,729.00	18,659,159.40	600,228.68	6,482,339.32	0.00	25,741,727.40	15,427,500.62	3,831,887.46	6,184,601.45	0.00	25,443,989.53	0.00	1.60	297,737.87	0.00	
MOOE		0.00	0.00	0.00	0.00	0.00	0.00	0.00	0.00	0.00	0.00	0.00	0.00	0.00	0.00	0.00	0.00	0.00	0.00	0.00	0.00	0.00	0.00
FinEx		0.00	0.00	0.00	0.00	0.00	0.00	0.00	0.00	0.00	0.00	0.00	0.00	0.00	0.00	0.00	0.00	0.00	0.00	0.00	0.00	0.00	0.00
CO		0.00	0.00	0.00	0.00	0.00	0.00	0.00	0.00	0.00	0.00	0.00	0.00	0.00	0.00	0.00	0.00	0.00	0.00	0.00	0.00	0.00	0.00
IV. Reversion of the Unobligated Allotments charged against R.A. Nos. 11465 and 11494		0.00	0.00	0.00	0.00	0.00	0.00	0.00	0.00	0.00	0.00	0.00	0.00	0.00	0.00	0.00	0.00	0.00	0.00	0.00	0.00	0.00	0.00
GRAND TOTAL		228,175,000.00	25,741,729.00	253,916,729.00	228,175,000.00	25,741,729.00	0.00	253,916,729.00	90,764,712.26	54,144,057.72	54,679,535.44	0.00	199,688,305.41	57,180,064.74	61,389,192.79	64,403,796.82	0.00	182,943,054.35	0.00	54,328,423.99	8,413,523.99	8,231,727.07	
PS		96,856,000.00	25,741,729.00	122,597,729.00	96,856,000.00	25,741,729.00	0.00	122,597,729.00	43,319,938.84	33,890,019.85	31,713,932.67	0.00	108,923,891.56	38,904,790.60	37,914,337.80	30,840,713.58	0.00	107,659,841.98	0.00	13,673,837.44	1,264,049.58	0.00	
MOOE		127,319,000.00	0.00	127,319,000.00	127,319,000.00	0.00	0.00	127,319,000.00	47,444,773.41	20,254,037.87	22,965,602.57	0.00	90,664,413.85	18,275,274.14	23,444,854.99	33,563,083.24	0.00	75,283,212.37	0.00	36,654,586.15	7,149,474.41	8,231,727.07	
CO		4,000,000.00	0.00	4,000,000.00	4,000,000.00	0.00	0.00	4,000,000.00	0.00	0.00	0.00	0.00	0.00	0.00	0.00	0.00	0.00	0.00	0.00	4,000,000.00	0.00	0.00	
Recapitulation by OO:																							
I. Agency Specific Budget		108,196,000.00	0.00	108,196,000.00	108,196,000.00	0.00	0.00	108,196,000.00	30,336,881.18	28,680,193.81	22,559,601.74	0.00	81,576,676.73	21,284,772.04	32,139,826.87	26,482,107.77	0.00	79,906,706.68	0.00	26,619,323.27	347,042.85	1,322,927.20	
REGULATORY AND ENFORCEMENT PROGRAM		108,196,000.00	0.00	108,196,000.00	108,196,000.00	0.00	0.00	108,196,000.00	30,336,881.18	28,680,193.81	22,559,601.74	0.00	81,576,676.73	21,284,772.04	32,139,826.87	26,482,107.77	0.00	79,906,706.68	0.00	26,619,323.27	347,042.85	1,322,927.20	

Certified Correct:

 CAMILLE ROY A. MARALO
 ADMINISTRATIVE OFFICER IV
 Date: October 17, 2023 06:27 PM

Certified Correct:

 JOHANNA G. SANTOS
 ACCOUNTANT IV
 Date: October 17, 2023 06:27 PM

Recommending Approval By:

 ATTY. MARIBEL S. TUITO
 DIRECTOR IV, FRO
 Date: October 17, 2023 06:29 PM

Approved By:

 ATTY. MARIBEL D. ALONZO
 Executive Director IV
 Date: October 27, 2023 11:14 AM

STATEMENT OF APPROPRIATIONS, ALLOTMENTS, OBLIGATIONS, DISBURSEMENTS AND BALANCES
As at the Quarter Ending September 30, 2023

Department : Department of Information and Communications Technology
 Agency/Entity : National Privacy Commission
 Operating Unit : < not applicable >
 Organization Code (UACS) : 37 003 0000000
 Fund Cluster : 01 - Regular Agency Fund

X	Current Year Appropriations
	Supplemental Appropriations
	Continuing Appropriations

(e.g. UACS Fund Cluster: 01-Regular Agency Fund, 02-Foreign Assisted Projects Fund, 03-Special Account-Locally Funded/Domestic Grants Fund, and 04-Special Account-Foreign Assisted/Foreign Grants Fund)


Particulars	UACS CODE	Appropriations					Allotments			Current Year Obligations					Current Year Disbursements					Balances			
		Authorized Appropriations	Adjustments (Transfer To/From, Modifications/Augmentations)	Adjusted Appropriations	Allotments Received	Adjustments (Reductions, Modifications/Augmentations)	Transfer To	Transfer From	Adjusted Allotments	1st Quarter Ending March 31	2nd Quarter Ending June 30	3rd Quarter Ending September 30	4th Quarter Ending December 31	Total	1st Quarter Ending March 31	2nd Quarter Ending June 30	3rd Quarter Ending September 30	4th Quarter Ending December 31	Total	Unreleased Appropriations	Unobligated Allotments	Unpaid Obligations (15-20)=(23+24)	
																						Due and Demandable	Not Yet Due and Demandable
1	2	3	4	5=(3+4)	6	7	8	9	10=(6+7-8+9)	11	12	13	14	15=(11+12+13+14)	16	17	18	19	20=(16+17+18+19)	21	22	23	24
I. Agency Specific Budget		220,179,000.00	0.00	220,179,000.00	220,179,000.00	0.00	0.00	0.00	220,179,000.00	69,807,452.27	81,717,381.38	44,862,564.39	0.00	166,387,398.02	40,226,453.63	54,928,867.56	55,659,814.52	0.00	150,815,135.71	0.00	53,791,601.98	7,340,535.24	8,231,727.07
General Administration and Support	1000000000000000	111,983,000.00	0.00	111,983,000.00	111,983,000.00	0.00	0.00	0.00	111,983,000.00	39,470,571.09	23,037,187.55	22,302,962.65	0.00	84,810,721.29	18,941,681.59	22,789,040.69	29,177,706.75	0.00	70,908,429.03	0.00	27,172,278.71	6,993,492.39	6,908,799.87
General Management and Supervision	100000100001000	111,983,000.00	0.00	111,983,000.00	111,983,000.00	0.00	0.00	0.00	111,983,000.00	39,470,571.09	23,037,187.55	22,302,962.65	0.00	84,810,721.29	18,941,681.59	22,789,040.69	29,177,706.75	0.00	70,908,429.03	0.00	27,172,278.71	6,993,492.39	6,908,799.87
PS		47,325,000.00	0.00	47,325,000.00	47,325,000.00	0.00	0.00	0.00	47,325,000.00	11,233,476.00	14,327,353.30	10,094,948.70	0.00	35,655,778.00	11,079,351.56	14,435,489.74	10,108,246.30	0.00	35,623,087.60	0.00	11,669,222.00	32,690.40	0.00
MOOE		64,658,000.00	0.00	64,658,000.00	64,658,000.00	0.00	0.00	0.00	64,658,000.00	28,237,095.09	8,709,834.25	12,208,013.95	0.00	49,154,943.29	7,862,330.03	8,353,550.95	19,069,460.45	0.00	35,285,341.43	0.00	15,503,056.71	6,960,801.99	6,908,799.87
Sub-Total, General Administration and Support		111,983,000.00	0.00	111,983,000.00	111,983,000.00	0.00	0.00	0.00	111,983,000.00	39,470,571.09	23,037,187.55	22,302,962.65	0.00	84,810,721.29	18,941,681.59	22,789,040.69	29,177,706.75	0.00	70,908,429.03	0.00	27,172,278.71	6,993,492.39	6,908,799.87
PS		47,325,000.00	0.00	47,325,000.00	47,325,000.00	0.00	0.00	0.00	47,325,000.00	11,233,476.00	14,327,353.30	10,094,948.70	0.00	35,655,778.00	11,079,351.56	14,435,489.74	10,108,246.30	0.00	35,623,087.60	0.00	11,669,222.00	32,690.40	0.00
MOOE		64,658,000.00	0.00	64,658,000.00	64,658,000.00	0.00	0.00	0.00	64,658,000.00	28,237,095.09	8,709,834.25	12,208,013.95	0.00	49,154,943.29	7,862,330.03	8,353,550.95	19,069,460.45	0.00	35,285,341.43	0.00	15,503,056.71	6,960,801.99	6,908,799.87
FinEx (if Applicable)		0.00	0.00	0.00	0.00	0.00	0.00	0.00	0.00	0.00	0.00	0.00	0.00	0.00	0.00	0.00	0.00	0.00	0.00	0.00	0.00	0.00	0.00
CO		0.00	0.00	0.00	0.00	0.00	0.00	0.00	0.00	0.00	0.00	0.00	0.00	0.00	0.00	0.00	0.00	0.00	0.00	0.00	0.00	0.00	0.00
Operations	3000000000000000	108,196,000.00	0.00	108,196,000.00	108,196,000.00	0.00	0.00	0.00	108,196,000.00	30,336,881.18	28,680,193.81	22,559,601.74	0.00	81,576,676.73	21,284,772.04	32,139,826.87	26,482,107.77	0.00	79,906,706.68	0.00	26,619,323.27	347,042.85	1,322,927.20
OO - Privacy and data security in information and communication systems supported and enhanced REGULATORY AND ENFORCEMENT PROGRAM		108,196,000.00	0.00	108,196,000.00	108,196,000.00	0.00	0.00	0.00	108,196,000.00	30,336,881.18	28,680,193.81	22,559,601.74	0.00	81,576,676.73	21,284,772.04	32,139,826.87	26,482,107.77	0.00	79,906,706.68	0.00	26,619,323.27	347,042.85	1,322,927.20
REGULATORY AND ENFORCEMENT PROGRAM		108,196,000.00	0.00	108,196,000.00	108,196,000.00	0.00	0.00	0.00	108,196,000.00	30,336,881.18	28,680,193.81	22,559,601.74	0.00	81,576,676.73	21,284,772.04	32,139,826.87	26,482,107.77	0.00	79,906,706.68	0.00	26,619,323.27	347,042.85	1,322,927.20
Regulation and Enforcement of Privacy and Data Security in Information and Communication Systems	310100100001000	108,196,000.00	0.00	108,196,000.00	108,196,000.00	0.00	0.00	0.00	108,196,000.00	30,336,881.18	28,680,193.81	22,559,601.74	0.00	81,576,676.73	21,284,772.04	32,139,826.87	26,482,107.77	0.00	79,906,706.68	0.00	26,619,323.27	347,042.85	1,322,927.20
PS		41,535,000.00	0.00	41,535,000.00	41,535,000.00	0.00	0.00	0.00	41,535,000.00	11,129,202.86	17,135,990.19	11,802,013.12	0.00	40,067,206.17	10,871,827.93	17,048,522.83	11,986,484.98	0.00	39,908,835.74	0.00	1,467,793.83	158,370.43	0.00
MOOE		62,661,000.00	0.00	62,661,000.00	62,661,000.00	0.00	0.00	0.00	62,661,000.00	19,207,678.32	11,544,203.62	10,757,588.62	0.00	41,509,470.56	10,412,944.11	15,091,304.04	14,493,622.79	0.00	21,151,529.44	0.00	188,672.42	1,322,927.20	
CO		4,000,000.00	0.00	4,000,000.00	4,000,000.00	0.00	0.00	0.00	4,000,000.00	0.00	0.00	0.00	0.00	0.00	0.00	0.00	0.00	0.00	0.00	0.00	4,000,000.00	0.00	0.00
Sub-Total, Operations		108,196,000.00	0.00	108,196,000.00	108,196,000.00	0.00	0.00	0.00	108,196,000.00	30,336,881.18	28,680,193.81	22,559,601.74	0.00	81,576,676.73	21,284,772.04	32,139,826.87	26,482,107.77	0.00	79,906,706.68	0.00	26,619,323.27	347,042.85	1,322,927.20
PS		41,535,000.00	0.00	41,535,000.00	41,535,000.00	0.00	0.00	0.00	41,535,000.00	11,129,202.86	17,135,990.19	11,802,013.12	0.00	40,067,206.17	10,871,827.93	17,048,522.83	11,986,484.98	0.00	39,908,835.74	0.00	1,467,793.83	158,370.43	0.00
MOOE		62,661,000.00	0.00	62,661,000.00	62,661,000.00	0.00	0.00	0.00	62,661,000.00	19,207,678.32	11,544,203.62	10,757,588.62	0.00	41,509,470.56	10,412,944.11	15,091,304.04	14,493,622.79	0.00	39,997,870.94	0.00	21,151,529.44	188,672.42	1,322,927.20
FinEx (if Applicable)		0.00	0.00	0.00	0.00	0.00	0.00	0.00	0.00	0.00	0.00	0.00	0.00	0.00	0.00	0.00	0.00	0.00	0.00	0.00	0.00	0.00	0.00
CO		4,000,000.00	0.00	4,000,000.00	4,000,000.00	0.00	0.00	0.00	4,000,000.00	0.00	0.00	0.00	0.00	0.00	0.00	0.00	0.00	0.00	0.00	0.00	4,000,000.00	0.00	0.00
Sub-Total, I. Agency Specific Budget		220,179,000.00	0.00	220,179,000.00	220,179,000.00	0.00	0.00	0.00	220,179,000.00	69,807,452.27	81,717,381.38	44,862,564.39	0.00	166,387,398.02	40,226,453.63	54,928,867.56	55,659,814.52	0.00	150,815,135.71	0.00	53,791,601.98	7,340,535.24	8,231,727.07
PS		88,860,000.00	0.00	88,860,000.00	88,860,000.00	0.00	0.00	0.00	88,860,000.00	22,362,678.86	31,463,343.49	21,896,961.82	0.00	75,722,984.17	21,951,179.49	31,494,012.57	22,096,731.28	0.00	75,283,212.37	0.00	13,137,015.83	191,060.83	0.00
MOOE		127,319,000.00	0.00	127,319,000.00	127,319,000.00	0.00	0.00	0.00	127,319,000.00	47,444,773.41	20,254,037.87	22,965,602.57	0.00	90,664,413.85	18,275,274.14	23,444,854.99	33,563,083.24	0.00	75,283,212.37	0.00	36,654,586.15	7,149,474.41	8,231,727.07
FinEx (if Applicable)		0.00	0.00	0.00	0.00	0.00	0.00	0.00	0.00	0.00	0.00	0.00	0.00	0.00	0.00	0.00	0.00	0.00	0.00	0.00	0.00	0.00	0.00
CO		4,000,000.00	0.00	4,000,000.00	4,000,000.00	0.00	0.00	0.00	4,000,000.00	0.00	0.00	0.00	0.00	0.00	0.00	0.00	0.00	0.00	0.00	0.00	4,000,000.00	0.00	0.00
II. Automatic Appropriations		7,996,000.00	0.00	7,996,000.00	7,996,000.00	0.00	0.00	0.00	7,996,000.00	2,288,100.58	1,826,447.68	3,334,631.73	0.00	7,459,179.99	1,526,110.49	2,598,437.77	2,559,380.85	0.00	6,883,929.11	0.00	536,820.01	775,250.88	0.00
Specific Budgets of National Government Agencies		7,996,000.00	0.00	7,996,000.00	7,996,000.00	0.00	0.00	0.00	7,996,000.00	2,288,100.58	1,826,447.68	3,334,631.73	0.00	7,459,179.99	1,526,110.49	2,598,437.77	2,559,380.85	0.00	6,883,929.11	0.00	536,820.01	775,250.88	0.00


Department : Department of Information and Communications Technology
 Agency/Entity : National Privacy Commission
 Operating Unit : < not applicable >
 Organization Code (UACS) : 37 003 0000000
 Fund Cluster : 01 - Regular Agency Fund


Current Year Appropriations
 Supplemental Appropriations
 Continuing Appropriations


(e.g. UACS Fund Cluster: 01-Regular Agency Fund, 02-Foreign Assisted Projects Fund, 03-Special Account-Locally Funded/Domestic Grants Fund, and 04-Special Account-Foreign Assisted/Foreign Grants Fund)

Particulars	UACS CODE	Appropriations					Allotments				Current Year Obligations					Current Year Disbursements				Balances			
		Authorized Appropriations	Adjustments (Transfer To/From, Modifications/Augmentations)	Adjusted Appropriations	Allotments Received	Adjustments (Reductions, Modifications/Augmentations)	Transfer To	Transfer From	Adjusted Allotments	1st Quarter Ending March 31	2nd Quarter Ending June 30	3rd Quarter Ending September 30	4th Quarter Ending December 31	Total	1st Quarter Ending March 31	2nd Quarter Ending June 30	3rd Quarter Ending September 30	4th Quarter Ending December 31	Total	Unreleased Appropriations	Unobligated Allotments	Unpaid Obligations (15-20)=(23+24)	
																						Due and Demandable	Not Yet Due and Demandable
Retirement and Life Insurance Premiums		7,996,000.00	0.00	7,996,000.00	7,996,000.00	0.00	0.00	7,996,000.00	2,298,100.58	1,826,447.68	3,334,631.73	0.00	7,459,179.99	1,526,110.49	2,598,437.77	2,559,380.85	0.00	6,683,929.11	0.00	536,820.01	775,250.88	0.00	
PS		7,996,000.00	0.00	7,996,000.00	7,996,000.00	0.00	0.00	7,996,000.00	2,298,100.58	1,826,447.68	3,334,631.73	0.00	7,459,179.99	1,526,110.49	2,598,437.77	2,559,380.85	0.00	6,683,929.11	0.00	536,820.01	775,250.88	0.00	
Sub-total II. Automatic Appropriations		7,996,000.00	0.00	7,996,000.00	7,996,000.00	0.00	0.00	7,996,000.00	2,298,100.58	1,826,447.68	3,334,631.73	0.00	7,459,179.99	1,526,110.49	2,598,437.77	2,559,380.85	0.00	6,683,929.11	0.00	536,820.01	775,250.88	0.00	
PS		7,996,000.00	0.00	7,996,000.00	7,996,000.00	0.00	0.00	7,996,000.00	2,298,100.58	1,826,447.68	3,334,631.73	0.00	7,459,179.99	1,526,110.49	2,598,437.77	2,559,380.85	0.00	6,683,929.11	0.00	536,820.01	775,250.88	0.00	
MOOE		0.00	0.00	0.00	0.00	0.00	0.00	0.00	0.00	0.00	0.00	0.00	0.00	0.00	0.00	0.00	0.00	0.00	0.00	0.00	0.00	0.00	0.00
FinEx		0.00	0.00	0.00	0.00	0.00	0.00	0.00	0.00	0.00	0.00	0.00	0.00	0.00	0.00	0.00	0.00	0.00	0.00	0.00	0.00	0.00	0.00
CO		0.00	0.00	0.00	0.00	0.00	0.00	0.00	0.00	0.00	0.00	0.00	0.00	0.00	0.00	0.00	0.00	0.00	0.00	0.00	0.00	0.00	0.00
III. Special Purpose Fund		0.00	25,741,729.00	25,741,729.00	0.00	25,741,729.00	0.00	0.00	25,741,729.00	18,659,159.40	600,228.68	6,482,339.32	0.00	25,741,727.40	15,427,500.62	3,831,887.46	6,184,601.45	0.00	25,443,989.53	0.00	1.60	297,737.87	0.00
Miscellaneous Personnel Benefits Fund		0.00	24,117,082.00	24,117,082.00	0.00	24,117,082.00	0.00	0.00	24,117,082.00	18,479,939.40	437,632.68	5,199,508.32	0.00	24,117,080.40	15,248,280.62	3,669,291.46	4,901,770.45	0.00	23,819,342.53	0.00	1.60	297,737.87	0.00
PS		0.00	24,117,082.00	24,117,082.00	0.00	24,117,082.00	0.00	0.00	24,117,082.00	18,479,939.40	437,632.68	5,199,508.32	0.00	24,117,080.40	15,248,280.62	3,669,291.46	4,901,770.45	0.00	23,819,342.53	0.00	1.60	297,737.87	0.00
Pension and Gratuity Fund		0.00	1,624,647.00	1,624,647.00	0.00	1,624,647.00	0.00	0.00	1,624,647.00	179,220.00	162,596.00	1,282,831.00	0.00	1,624,647.00	179,220.00	162,596.00	1,282,831.00	0.00	1,624,647.00	0.00	0.00	0.00	0.00
PS		0.00	1,624,647.00	1,624,647.00	0.00	1,624,647.00	0.00	0.00	1,624,647.00	179,220.00	162,596.00	1,282,831.00	0.00	1,624,647.00	179,220.00	162,596.00	1,282,831.00	0.00	1,624,647.00	0.00	0.00	0.00	0.00
Sub-Total III. Special Purpose Fund		0.00	25,741,729.00	25,741,729.00	0.00	25,741,729.00	0.00	0.00	25,741,729.00	18,659,159.40	600,228.68	6,482,339.32	0.00	25,741,727.40	15,427,500.62	3,831,887.46	6,184,601.45	0.00	25,443,989.53	0.00	1.60	297,737.87	0.00
PS		0.00	25,741,729.00	25,741,729.00	0.00	25,741,729.00	0.00	0.00	25,741,729.00	18,659,159.40	600,228.68	6,482,339.32	0.00	25,741,727.40	15,427,500.62	3,831,887.46	6,184,601.45	0.00	25,443,989.53	0.00	1.60	297,737.87	0.00
MOOE		0.00	0.00	0.00	0.00	0.00	0.00	0.00	0.00	0.00	0.00	0.00	0.00	0.00	0.00	0.00	0.00	0.00	0.00	0.00	0.00	0.00	0.00
FinEx		0.00	0.00	0.00	0.00	0.00	0.00	0.00	0.00	0.00	0.00	0.00	0.00	0.00	0.00	0.00	0.00	0.00	0.00	0.00	0.00	0.00	0.00
CO		0.00	0.00	0.00	0.00	0.00	0.00	0.00	0.00	0.00	0.00	0.00	0.00	0.00	0.00	0.00	0.00	0.00	0.00	0.00	0.00	0.00	0.00
IV. Reversion of the Unobligated Allotments charged against R.A. Nos. 11485 and 11494		0.00	0.00	0.00	0.00	0.00	0.00	0.00	0.00	0.00	0.00	0.00	0.00	0.00	0.00	0.00	0.00	0.00	0.00	0.00	0.00	0.00	0.00
GRAND TOTAL		228,175,000.00	25,741,729.00	253,916,729.00	228,175,000.00	25,741,729.00	0.00	0.00	253,916,729.00	90,764,712.28	84,144,057.72	54,679,636.44	0.00	189,588,305.41	57,180,054.74	61,359,192.79	64,403,796.82	0.00	182,943,054.35	0.00	64,328,423.59	8,413,823.99	8,231,727.07
PS		96,856,000.00	25,741,729.00	122,597,729.00	96,856,000.00	25,741,729.00	0.00	0.00	122,597,729.00	43,319,939.84	33,890,019.85	31,713,932.87	0.00	108,923,891.56	38,904,790.60	37,914,337.80	30,840,713.58	0.00	107,659,841.98	0.00	13,673,837.44	1,264,049.58	0.00
MOOE		127,319,000.00	0.00	127,319,000.00	127,319,000.00	0.00	0.00	127,319,000.00	47,444,773.41	20,254,037.87	22,965,602.57	0.00	90,664,413.85	18,275,274.14	23,444,854.99	33,563,083.24	0.00	75,283,212.37	0.00	36,654,586.15	7,149,474.41	8,231,727.07	
CO		4,000,000.00	0.00	4,000,000.00	4,000,000.00	0.00	0.00	4,000,000.00	0.00	0.00	0.00	0.00	0.00	0.00	0.00	0.00	0.00	0.00	0.00	4,000,000.00	0.00	0.00	
Recapitulation by OO:																							
I. Agency Specific Budget		108,196,000.00	0.00	108,196,000.00	108,196,000.00	0.00	0.00	108,196,000.00	30,336,881.18	28,680,193.81	22,559,601.74	0.00	81,576,676.73	21,284,772.04	32,139,826.87	26,482,107.77	0.00	79,906,706.68	0.00	26,619,323.27	347,042.85	1,322,927.20	
REGULATORY AND ENFORCEMENT PROGRAM		108,196,000.00	0.00	108,196,000.00	108,196,000.00	0.00	0.00	108,196,000.00	30,336,881.18	28,680,193.81	22,559,601.74	0.00	81,576,676.73	21,284,772.04	32,139,826.87	26,482,107.77	0.00	79,906,706.68	0.00	26,619,323.27	347,042.85	1,322,927.20	

Certified Correct:

 CAMILLE O. MAPA
 ADMINISTRATIVE OFFICER IV
 Date: October 17, 2023 06:27 PM

Certified Correct:

 JOHANNA CRUZ GOMEZ
 ACCOUNTANT II
 Date: October 17, 2023 06:27 PM

Recommending Approval By:

 ATTY. MANUEL S. SISON
 DIRECTOR IV, F&E
 Date: October 17, 2023 06:29 PM

Approved By:

 ATTY. IVONNE D.M. ALZON
 Executive Director IV
 Date: October 27, 2023 11:14 AM