




iii. Special Purpose Fund	0.00	49,653,836.00	49,653,836.00	0.00	49,653,836.00	0.00	0.00	0.00	49,653,836.00	18,659,159.40	600,228.68	6,482,339.32	23,912,107.69	49,653,835.09	15,427,500.62	3,831,887.46	6,184,601.45	23,886,227.05	49,330,216.58	0.00	0.91	323,618.51	0.00	
Miscellaneous Personnel Benefits Fund	0.00	26,490,159.00	26,490,159.00	0.00	26,490,159.00	0.00	0.00	0.00	26,490,159.00	18,479,939.40	437,632.68	5,199,508.32	2,373,078.60	26,490,159.00	15,248,280.62	3,669,291.46	4,901,770.45	2,440,055.17	26,259,397.70	0.00	0.00	230,761.30	0.00	
PS	0.00	26,490,159.00	26,490,159.00	0.00	26,490,159.00	0.00	0.00	0.00	26,490,159.00	18,479,939.40	437,632.68	5,199,508.32	2,373,078.60	26,490,159.00	15,248,280.62	3,669,291.46	4,901,770.45	2,440,055.17	26,259,397.70	0.00	0.00	230,761.30	0.00	
Pension and Gratuity Fund	0.00	1,972,754.00	1,972,754.00	0.00	1,972,754.00	0.00	0.00	0.00	1,972,754.00	179,220.00	162,596.00	1,282,831.00	348,107.00	1,972,754.00	179,220.00	162,596.00	1,282,831.00	348,107.00	1,972,754.00	0.00	0.00	0.00	0.00	
PS	0.00	1,972,754.00	1,972,754.00	0.00	1,972,754.00	0.00	0.00	0.00	1,972,754.00	179,220.00	162,596.00	1,282,831.00	348,107.00	1,972,754.00	179,220.00	162,596.00	1,282,831.00	348,107.00	1,972,754.00	0.00	0.00	0.00	0.00	
Miscellaneous Personnel Benefits Fund-Staffing Modifications/ Upgrading of Salaries (Civilian)	0.00	21,190,923.00	21,190,923.00	0.00	21,190,923.00	0.00	0.00	0.00	21,190,923.00	0.00	0.00	0.00	21,190,922.09	21,190,922.09	0.00	0.00	0.00	21,098,064.88	21,098,064.88	0.00	0.91	92,857.21	0.00	
PS	0.00	21,190,923.00	21,190,923.00	0.00	21,190,923.00	0.00	0.00	0.00	21,190,923.00	0.00	0.00	0.00	21,190,922.09	21,190,922.09	0.00	0.00	0.00	21,098,064.88	21,098,064.88	0.00	0.91	92,857.21	0.00	
Sub-Total III. Special Purpose Fund	0.00	49,653,836.00	49,653,836.00	0.00	49,653,836.00	0.00	0.00	0.00	49,653,836.00	18,659,159.40	600,228.68	6,482,339.32	23,912,107.69	49,653,835.09	15,427,500.62	3,831,887.46	6,184,601.45	23,886,227.05	49,330,216.58	0.00	0.91	323,618.51	0.00	
PS	0.00	49,653,836.00	49,653,836.00	0.00	49,653,836.00	0.00	0.00	0.00	49,653,836.00	18,659,159.40	600,228.68	6,482,339.32	23,912,107.69	49,653,835.09	15,427,500.62	3,831,887.46	6,184,601.45	23,886,227.05	49,330,216.58	0.00	0.91	323,618.51	0.00	
MOOE	0.00	0.00	0.00	0.00	0.00	0.00	0.00	0.00	0.00	0.00	0.00	0.00	0.00	0.00	0.00	0.00	0.00	0.00	0.00	0.00	0.00	0.00	0.00	0.00
FinEx	0.00	0.00	0.00	0.00	0.00	0.00	0.00	0.00	0.00	0.00	0.00	0.00	0.00	0.00	0.00	0.00	0.00	0.00	0.00	0.00	0.00	0.00	0.00	0.00
CO	0.00	0.00	0.00	0.00	0.00	0.00	0.00	0.00	0.00	0.00	0.00	0.00	0.00	0.00	0.00	0.00	0.00	0.00	0.00	0.00	0.00	0.00	0.00	0.00
IV. Reversion of the Unobligated Allotments charged against R.A. Nos. 11465 and 11494	0.00	0.00	0.00	0.00	0.00	0.00	0.00	0.00	0.00	0.00	0.00	0.00	0.00	0.00	0.00	0.00	0.00	0.00	0.00	0.00	0.00	0.00	0.00	0.00
GRAND TOTAL	228,175,000.00	51,679,306.00	279,854,306.00	230,200,470.00	49,653,836.00	0.00	0.00	279,854,306.00	90,764,712.25	54,144,057.72	54,679,535.44	77,340,255.54	276,928,560.95	57,180,064.74	61,359,192.79	64,403,796.82	82,573,401.86	265,516,456.21	0.00	2,925,745.05	2,846,518.40	8,565,586.34	0.00	
PS	96,856,000.00	57,116,628.00	153,972,628.00	98,881,470.00	55,091,158.00	0.00	0.00	153,972,628.00	43,319,938.84	33,890,019.85	31,713,932.87	44,906,373.42	153,830,264.98	38,904,790.60	37,914,337.80	30,840,713.58	45,526,602.02	153,186,444.00	0.00	142,363.02	643,820.98	0.00	0.00	
MOOE	127,319,000.00	(1,787,322.00)	125,531,678.00	127,319,000.00	(1,787,322.00)	0.00	0.00	125,531,678.00	47,444,773.41	20,254,037.87	22,965,502.57	32,088,882.12	122,753,295.97	18,275,274.14	23,444,854.99	33,563,083.24	37,046,799.84	112,330,012.21	0.00	2,778,382.03	2,202,697.42	8,220,586.34	0.00	
CO	4,000,000.00	(3,650,000.00)	350,000.00	4,000,000.00	(3,650,000.00)	0.00	0.00	350,000.00	0.00	0.00	0.00	345,000.00	345,000.00	0.00	0.00	0.00	0.00	0.00	0.00	5,000.00	0.00	0.00	345,000.00	

Recapitulation by OO:																								
i. Agency Specific Budget		108,196,000.00	995,476.81	109,191,476.81	108,196,000.00	995,476.81	0.00	0.00	109,191,476.81	30,336,881.18	28,680,193.81	22,559,601.74	26,225,018.38	107,801,695.11	21,284,772.04	32,139,826.87	26,482,107.77	21,083,865.91	100,990,572.59	0.00	1,389,781.70	1,138,974.81	5,672,147.71	0.00
REGULATORY AND ENFORCEMENT PROGRAM		108,196,000.00	995,476.81	109,191,476.81	108,196,000.00	995,476.81	0.00	0.00	109,191,476.81	30,336,881.18	28,680,193.81	22,559,601.74	26,225,018.38	107,801,695.11	21,284,772.04	32,139,826.87	26,482,107.77	21,083,865.91	100,990,572.59	0.00	1,389,781.70	1,138,974.81	5,672,147.71	0.00

This report was generated using the Unified Reporting System on March 6, 2024 6:41 PM; Status : SUBMITTED

Certified Correct:

 MARY G. ENRIQUEZ
 SUPERVISING ADMINISTRATIVE OFFICER
 Date: March 5, 2024 02:21 PM

Certified Correct:

 JOHANNA C. ALZONA
 ACCOUNTANT III
 Date: March 5, 2024 02:21 PM

Approved By:

 ATTY. IVÁN RONALD D.M. ALZONA
 Executive Director IV
 Date: March 6, 2024 06:41 PM

This report was generated using the Unified Reporting System on March 6, 2024 6:41 PM; Status : SUBMITTED